

# PROPOSED HOUSE WORKING DRAWINGS

## PROPOSED PLAN FOR MR. ZAIB HASSAN PROJECT AT ISLAMABAD.



Architecture, Interiors, Structure, MEP  
LDA AVENUE LAHORE.

0308-4343 942

<http://www.wazirandsons.pk>

[wazirandsonspk@gmail.com](mailto:wazirandsonspk@gmail.com)



TITLE	<b>PERSPECTIVE VIEWS</b>			<b>3D ELEVATION</b>		S.NO.	REVISION	OREINTATION
CLIENT	<b>Mr. ZAIB HASSAN</b>	CHECKED BY	AR.ADNAN ALI	SHEET NO.	<b>0</b>	01		
PROJECT	<b>PROJECT AT ISLAMABAD.</b>	DRAWN BY	MARYAM JAMIL	SCALE	N.T.S	02		
		DATE	MAY 06, 2024	AREA	NILL //	03		



**WAZIR & SONS**

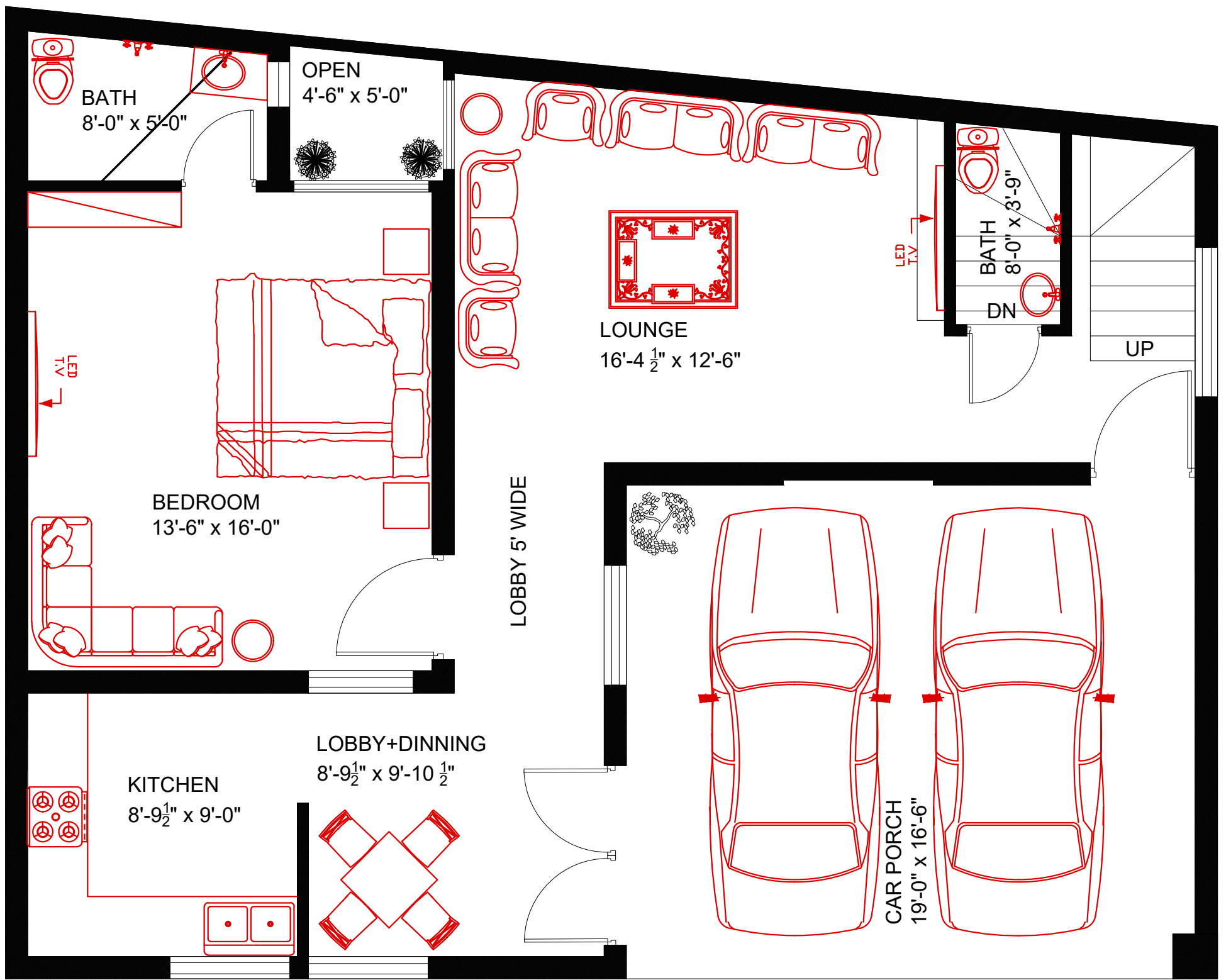
0308 4343942  
<http://www.wazirandsons.pk>  
 wazirandsonspk@gmail.com  
 LDA, AVENUE, LAHORE.

Architecture, Interior, Structure, Construction

# DRAWING SCHEDULE

S. NO.	DWG. NO.	DESCRIPTION
1	0	COVER PAGE
2	0 - 0	LIST OF DRAWINGS
3	0 - 00	PERSPECTIVE VIEW
<b>PROPOSAL DRAWINGS</b>		
4	01	FURNITURE LAYOUT GROUND FLOOR PLAN
5	02	FURNITURE LAYOUT FIRST FLOOR PLAN
6	03	FURNITURE LAYOUT TOP ROOF PLAN
<b>ARCHITECTURAL DRAWINGS</b>		
7	04	DEMARCATIION & FOUNDATION DETAIL
8	05	WORKING GROUND FLOOR PLAN
9	06	WORKING FIRST FLOOR PLAN
10	07	WORKING TOP ROOF PLAN
11	08	DOOR & WINDOW SCHEDULE
12	09	ELEVATION DETAILS
<b>ELECTRICAL DRAWINGS</b>		
<b>WATER SUPPLY DRAWINGS</b>		
<b>SEWERAGE DRAWINGS</b>		

TITLE	<b>DRAWING SCHEDULE</b>			<b>LIST OF DRAWINGS</b>		S.NO.	REVISION	ORIENTATION	 <b>WAZIR &amp; SONS</b> 0308 4343942 <a href="http://www.wazirandsons.pk">http://www.wazirandsons.pk</a> <a href="mailto:wazirandsonspk@gmail.com">wazirandsonspk@gmail.com</a> LDA, AVENUE, LAHORE. Architecture, Interior, Structure, Construction
CLIENT	Mr. ZAIB HASSAN			CHECKED BY	AR.ADNAN ALI	SHEET NO.	00		
PROJECT	PROJECT AT ISLAMABAD.			DRAWN BY	MARYAM JAMIL	SCALE	N.T.S		
				DATE	MAY 06, 2024	AREA	NILL //		



## GROUND FLOOR PROPOSED PLAN

**GENERAL NOTES.**

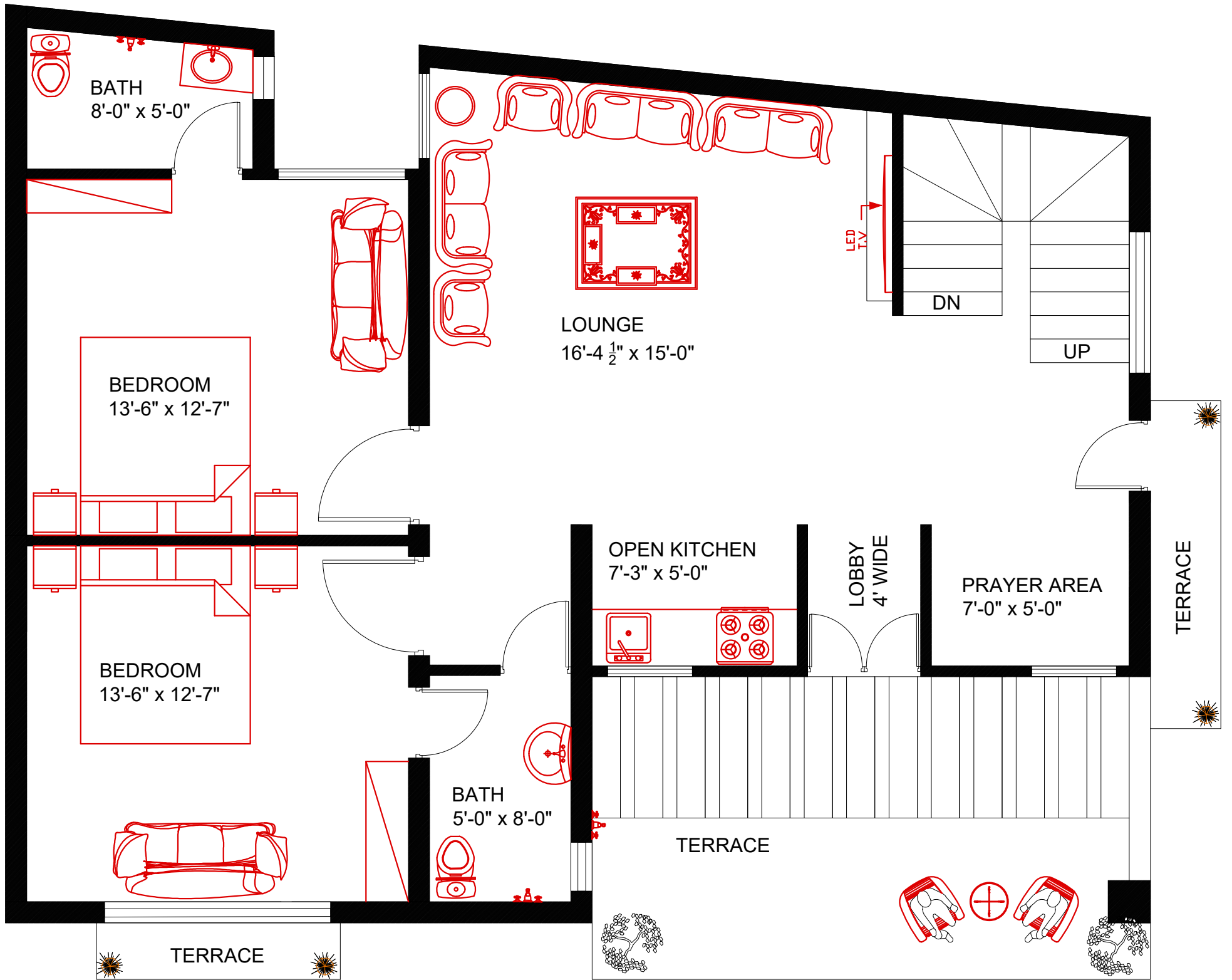
THE INFORMATION CONTAINED IN THIS DRAWING IS PROPRIETARY TO arc. IT IS SUBMITTED IN CONFIDENCE AND IS NOT TO BE REPRODUCED, TRANSMITTED DISCLOSED OR USED OTHERWISE IN WHOLE OR IN PART, OTHER THAN WHAT IS HAS BE ORIGINAL FURNISHED FOR, WITHOUT THE WRITTEN AUTHORIZATION OF Mr.ARC ALL RIGHTS RESERVED.

THE CONTRACTORS SHALL VERIFY ALL THE DIMENSIONS AT SITE AND REPORT ANY ERRORS OR OMISSIONS TO THE ARCHITECT. DO NOT SCALE THE DRAWING. THE DRAWING SHALL NOT BE USED FOR CONSTRUCTION UNTIL ISSUED FOR CONSTRUCTION.

TITLE	<b>FURNITURE PLAN</b>			<b>GROUND FLOOR PLAN</b>		S.NO.	REVISION	OREINTATION
CLIENT	Mr. ZAIB HASSAN			CHECKED BY	AR.ADNAN ALI	SHEET NO.	01	
PROJECT	PROJECT AT ISLAMABAD.			DRAWN BY	MARYAM JAMIL	SCALE	N.T.S	
				DATE	MAY 06, 2024	AREA	NILL //	

**WAZIR & SONS**  
 0308 4343942  
<http://www.wazirandsons.pk>  
[wazirandsonspk@gmail.com](mailto:wazirandsonspk@gmail.com)  
 LDA, AVENUE, LAHORE.

Architecture, Interior, Structure, Construction





**FIRST FLOOR PROPOSED PLAN**

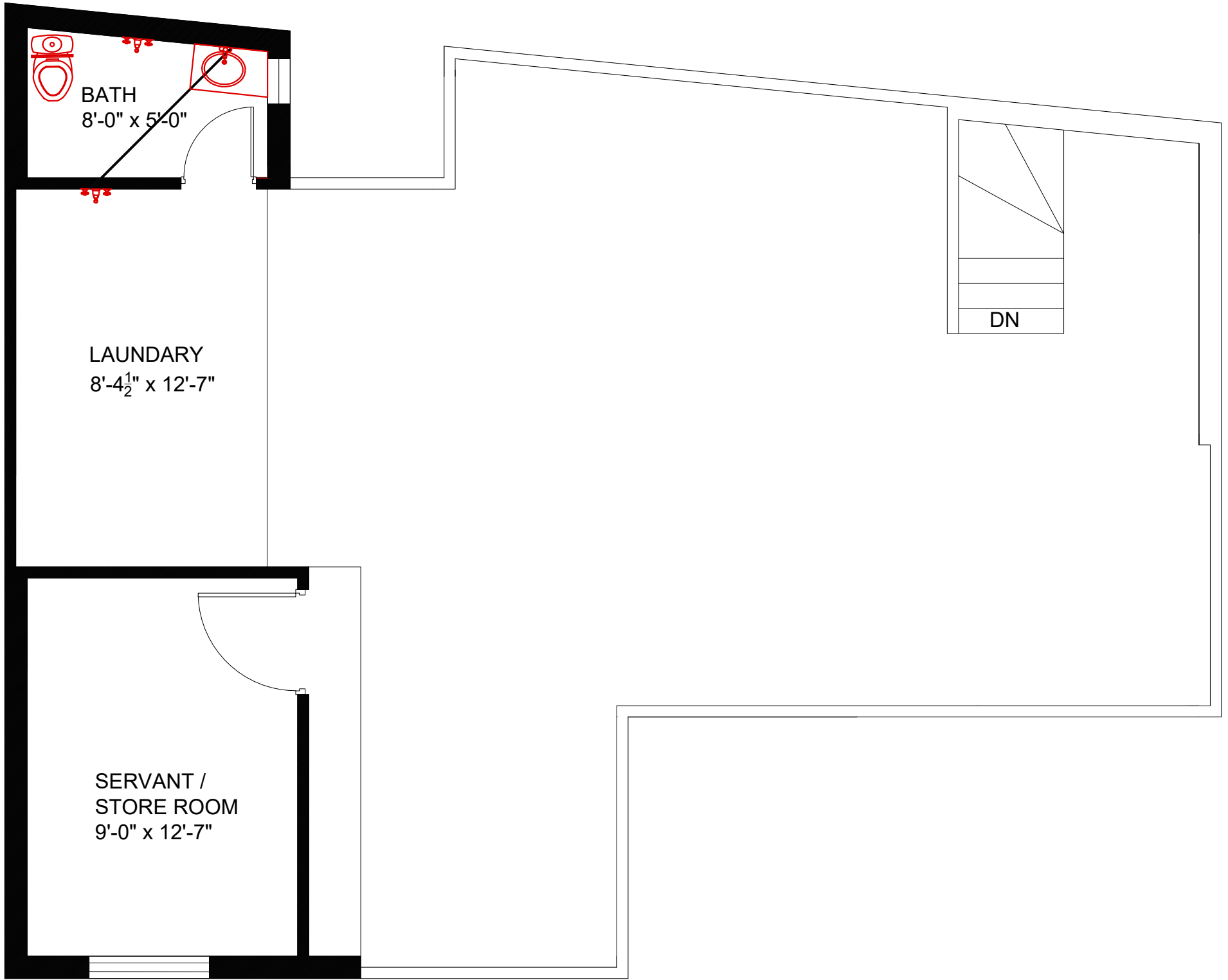
GENERAL NOTES.

THE INFORMATION CONTAINED IN THIS DRAWING IS PROPRIETARY TO arc. IT IS SUBMITTED IN CONFIDENCE AND IS NOT TO BE REPRODUCED, TRANSMITTED DISCLOSED OR USED OTHERWISE IN WHOLE OR IN PART, OTHER THAN WHAT IS HAS BE ORIGINAL FURNISHED FOR, WITHOUT THE WRITTEN AUTHORIZATION OF Mr.ARC ALL RIGHTS RESERVED.

THE CONTRACTORS SHALL VERIFY ALL THE DIMENSIONS AT SITE AND REPORT ANY ERRORS OR OMISSIONS TO THE ARCHITECT. DO NOT SCALE THE DRAWING.

THE DRAWING SHALL NOT BE USED FOR CONSTRUCTION UNTIL ISSUED FOR CONSTRUCTION.

TITLE	<b>FURNITURE PLAN</b>			<b>1ST FLOOR PLAN</b>		S.NO.	REVISION	ORIENTATION	 <b>WAZIR &amp; SONS</b> 0308 4343942 <a href="http://www.wazirandsons.pk">http://www.wazirandsons.pk</a> wazirandsonspk@gmail.com LDA, AVENUE, LAHORE. Architecture, Interior, Structure, Construction
CLIENT	Mr. ZAIB HASSAN	CHECKED BY	AR.ADNAN ALI	SHEET NO.	02	01			
PROJECT	PROJECT AT ISLAMABAD.	DRAWN BY	MARYAM JAMIL	SCALE	N.T.S	02			
		DATE	MAY 06, 2024	AREA	NILL //	03			




**TOP FLOOR PROPOSED PLAN**

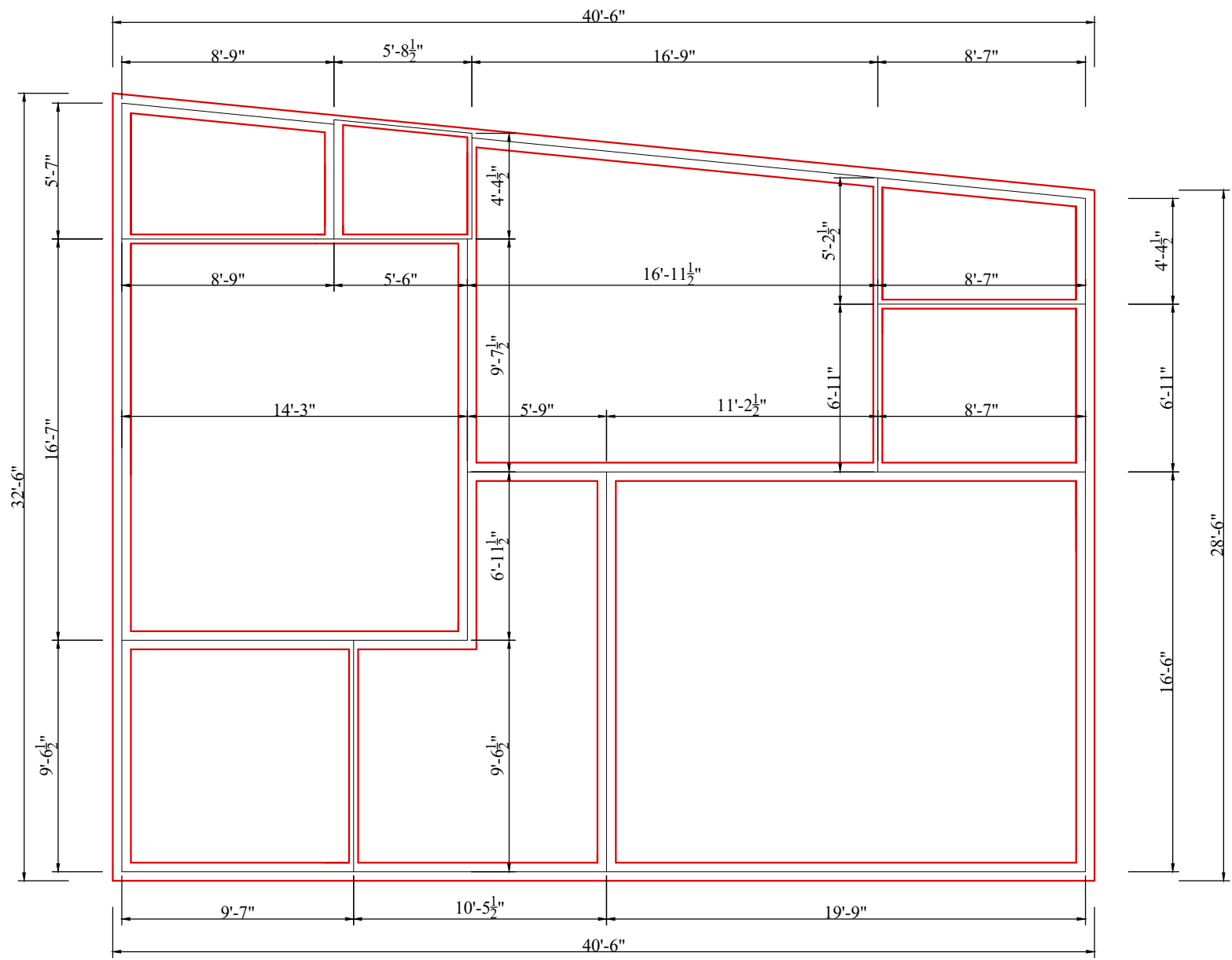
GENERAL NOTES.

THE INFORMATION CONTAINED IN THIS DRAWING IS PROPRIETARY TO arc. IT IS SUBMITTED IN CONFIDENCE AND IS NOT TO BE REPRODUCED, TRANSMITTED DISCLOSED OR USED OTHERWISE IN WHOLE OR IN PART, OTHER THAN WHAT IS HAS BE ORIGINAL FURNISHED FOR, WITHOUT THE WRITTEN AUTHORIZATION OF Mr.ARC ALL RIGHTS RESERVED.

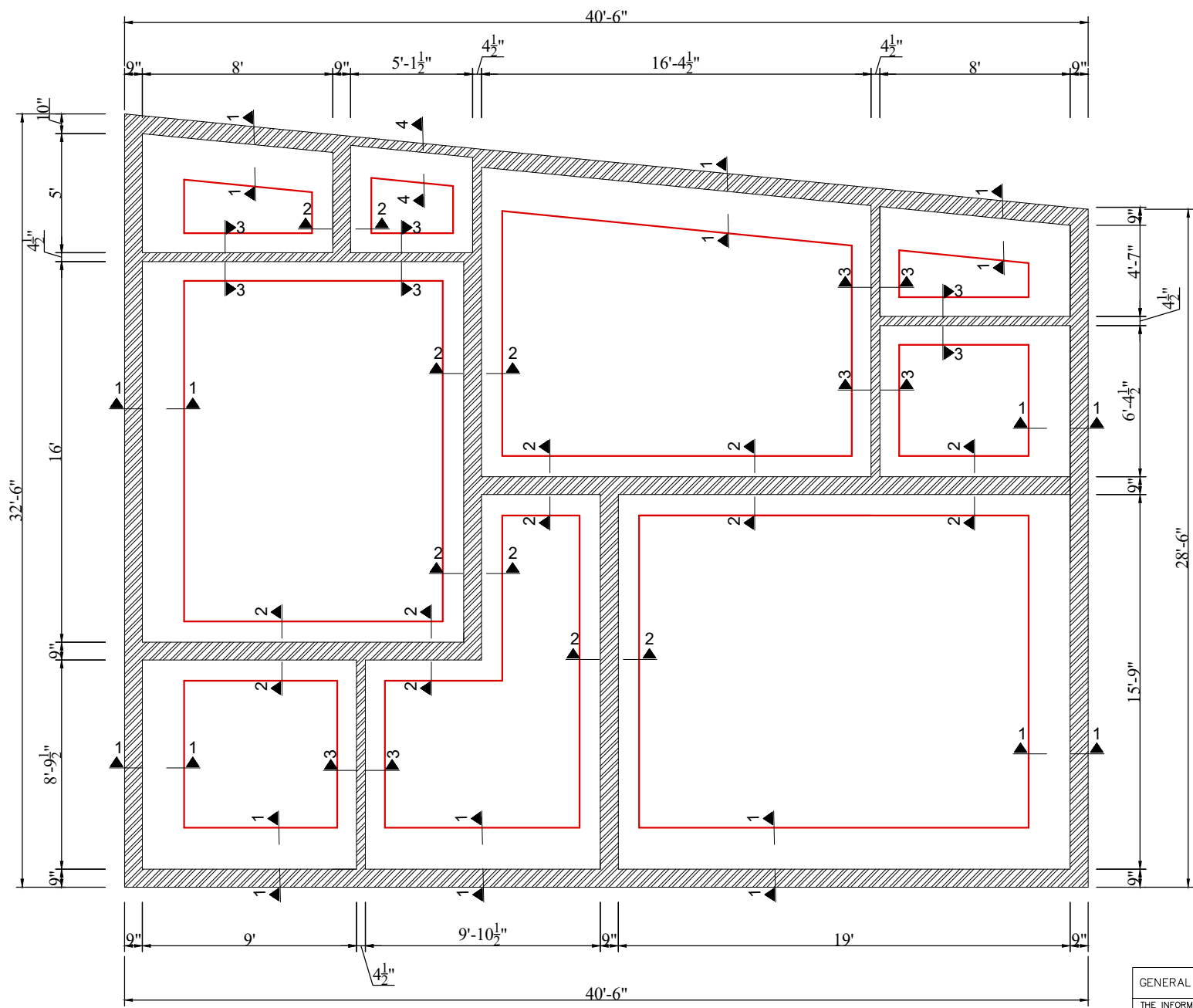
THE CONTRACTORS SHALL VERIFY ALL THE DIMENSIONS AT SITE AND REPORT ANY ERRORS OR OMISSIONS TO THE ARCHITECT. DO NOT SCALE THE DRAWING.

THE DRAWING SHALL NOT BE USED FOR CONSTRUCTION UNTIL ISSUED FOR CONSTRUCTION.

TITLE	<b>FURNITURE PLAN</b>				<b>TOP FLOOR PLAN</b>		S.NO.	REVISION	ORIENTATION	 <b>WAZIR &amp; SONS</b> 0308 4343942 <a href="http://www.wazirandsons.pk">http://www.wazirandsons.pk</a> <a href="mailto:wazirandsonspk@gmail.com">wazirandsonspk@gmail.com</a> LDA, AVENUE, LAHORE. Architecture, Interior, Structure, Construction
CLIENT	Mr. ZAIB HASSAN				CHECKED BY	AR.ADNAN ALI	SHEET NO.	<b>03</b>		
PROJECT	PROJECT AT ISLAMABAD.				DRAWN BY	MARYAM JAMIL	SCALE	N.T.S		
					DATE	MAY 06, 2024	AREA	NILL //		



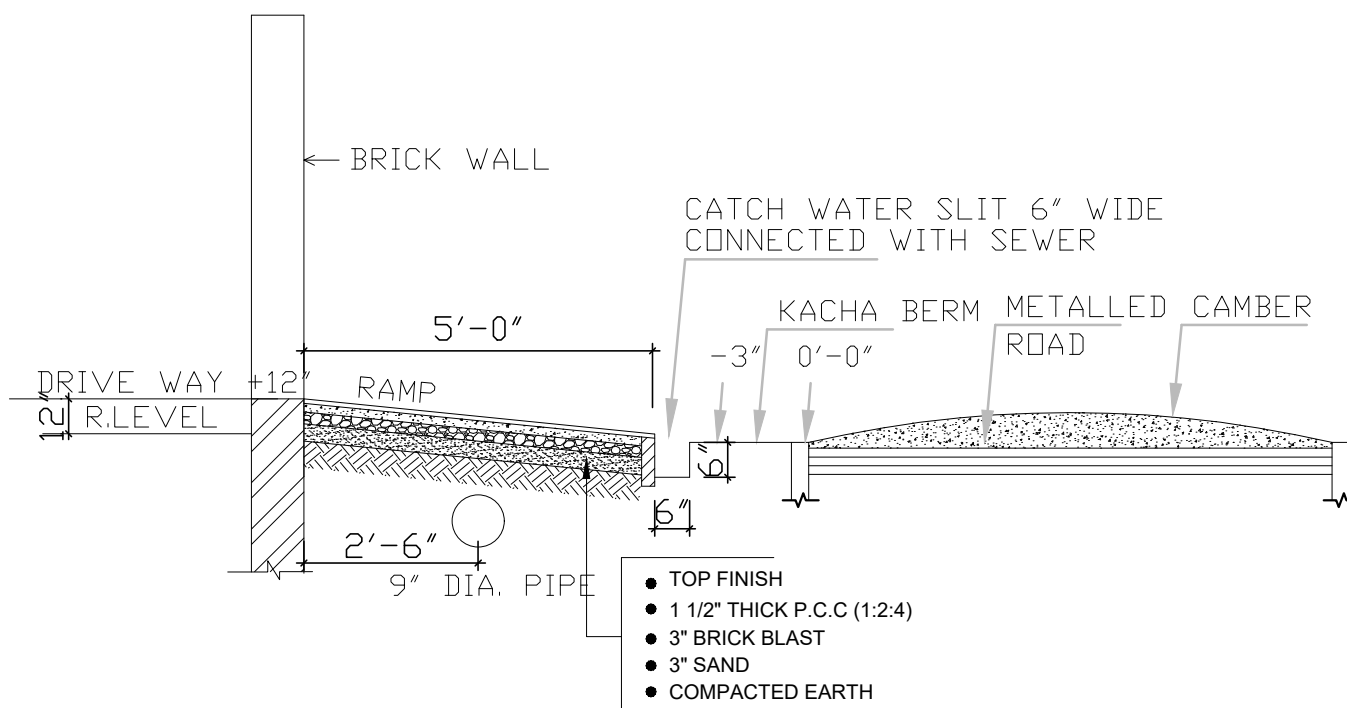
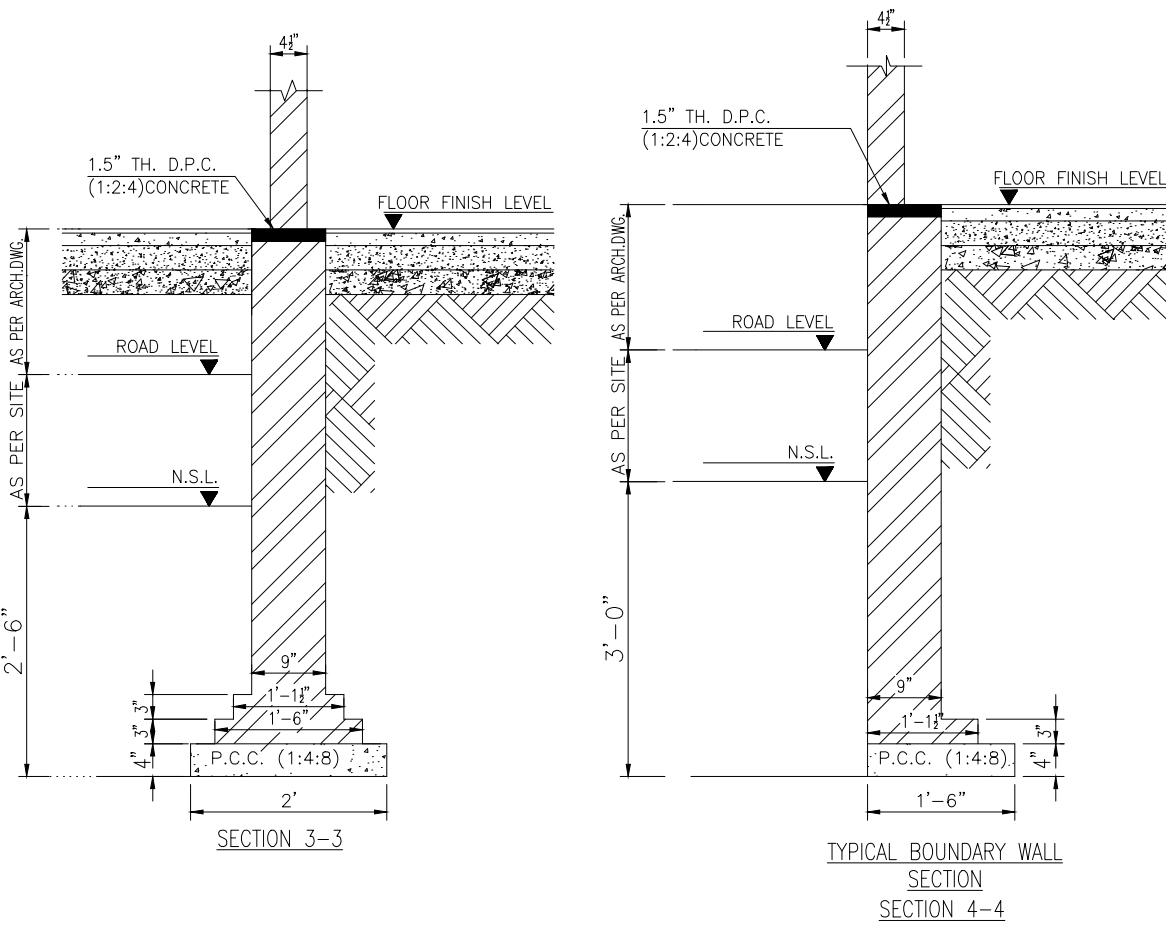
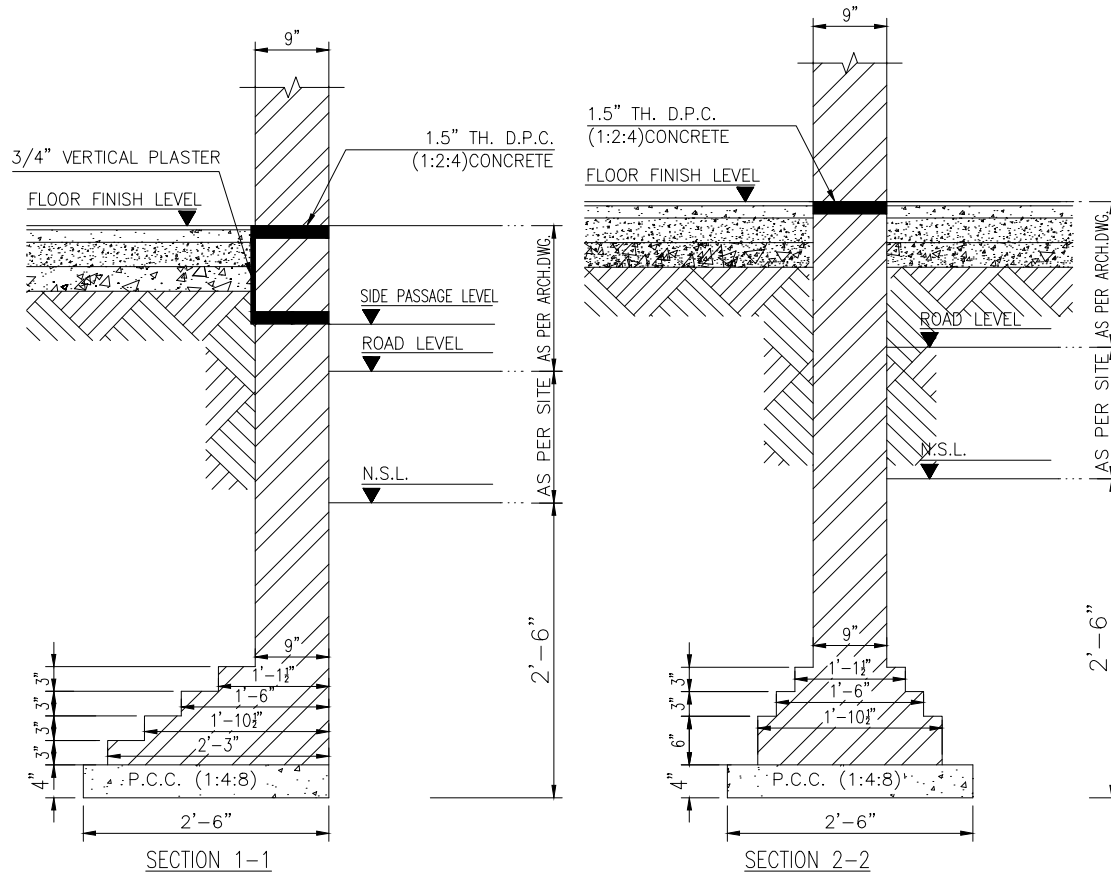
DEMARCATIION PLAN



EXCAVATION PLAN

GENERAL NOTES.  
 THE INFORMATION CONTAINED IN THIS DRAWING IS PROPRIETARY TO arc. IT IS SUBMITTED IN CONFIDENCE AND IS NOT TO BE REPRODUCED, TRANSMITTED DISCLOSED OR USED OTHERWISE IN WHOLE OR IN PART, OTHER THAN WHAT IS HAS BE ORIGINAL FURNISHED FOR, WITHOUT THE WRITTEN AUTHORIZATION OF Mr.ARC ALL RIGHTS RESERVED.  
 THE CONTRACTORS SHALL VERIFY ALL THE DIMENSIONS AT SITE AND REPORT ANY ERRORS OR OMISSIONS TO THE ARCHITECT. DO NOT SCALE THE DRAWING.  
 THE DRAWING SHALL NOT BE USED FOR CONSTRUCTION UNTIL ISSUED FOR CONSTRUCTION.

TITLE	<b>DEMARCATIION &amp; FOUNDATION PLAN</b>			<b>GROUND FLOOR</b>		S.NO.	REVISION	OREINTATION
CLIENT	Mr. ZAIB HASSAN			CHECKED BY	AR.ADNAN ALI	01		
PROJECT	PROJECT AT ISLAMABAD.			DRAWN BY	MARYAM JAMIL	02		
				DATE	MAY 06, 2024	03		
				SHEET NO.	04			
				SCALE	N.T.S			<b>WAZIR &amp; SONS</b> 0308 4343942 <a href="http://www.wazirandsons.pk">http://www.wazirandsons.pk</a> <a href="mailto:wazirandsonspk@gmail.com">wazirandsonspk@gmail.com</a> LDA, AVENUE, LAHORE.
				AREA	NILL //			Architecture, Interior, Structure, Construction



- TOP FINISH
- 1 1/2" THICK P.C.C (1:2:4)
- 3" BRICK BLAST
- 3" SAND
- COMPACTED EARTH

GENERAL NOTES.

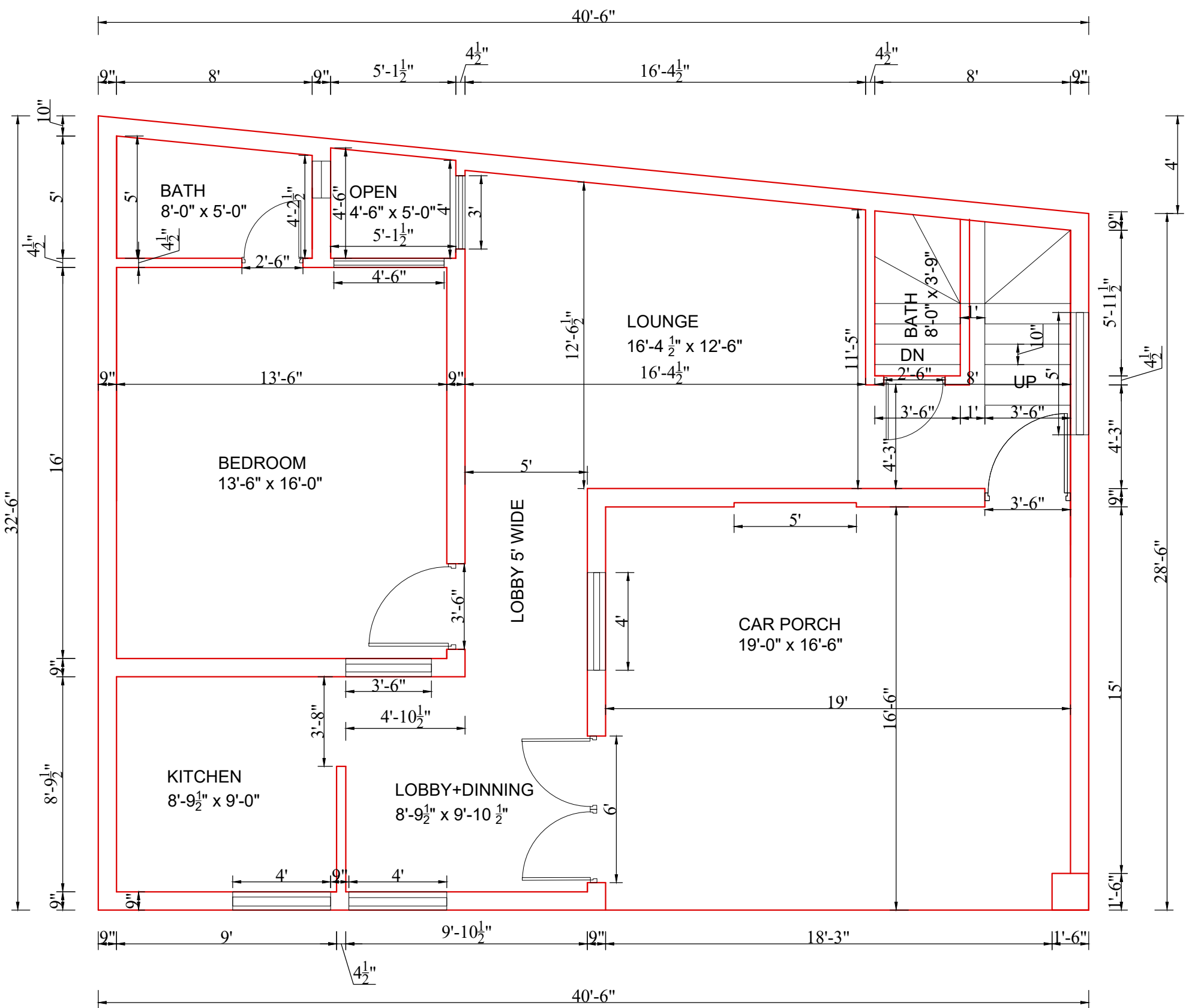
THE INFORMATION CONTAINED IN THIS DRAWING IS PROPRIETARY TO arc. IT IS SUBMITTED IN CONFIDENCE AND IS NOT TO BE REPRODUCED, TRANSMITTED DISCLOSED OR USED OTHERWISE IN WHOLE OR IN PART, OTHER THAN WHAT IS HAS BE ORIGINAL FURNISHED FOR, WITHOUT THE WRITTEN AUTHORIZATION OF Mr.ARC ALL RIGHTS RESERVED.

THE CONTRACTORS SHALL VERIFY ALL THE DIMENSIONS AT SITE AND REPORT ANY ERRORS OR OMISSIONS TO THE ARCHITECT. DO NOT SCALE THE DRAWING.

THE DRAWING SHALL NOT BE USED FOR CONSTRUCTION UNTIL ISSUED FOR CONSTRUCTION.

TITLE	<b>DEMARCATIION &amp; FOUNDATION PLAN</b>			<b>GROUND FLOOR</b>		S.NO.	REVISION	OREINTATION
CLIENT	Mr. ZAIB HASSAN			CHECKED BY	AR.ADNAN ALI	SHEET NO.	04	
PROJECT	PROJECT AT ISLAMABAD.			DRAWN BY	MARYAM JAMIL	SCALE	N.T.S	
				DATE	MAY 06, 2024	AREA	NILL //	
								<b>WAZIR &amp; SONS</b> 0308 4343942 <a href="http://www.wazirandsons.pk">http://www.wazirandsons.pk</a> wazirandsonspk@gmail.com LDA, AVENUE, LAHORE. Architecture, Interior, Structure, Construction







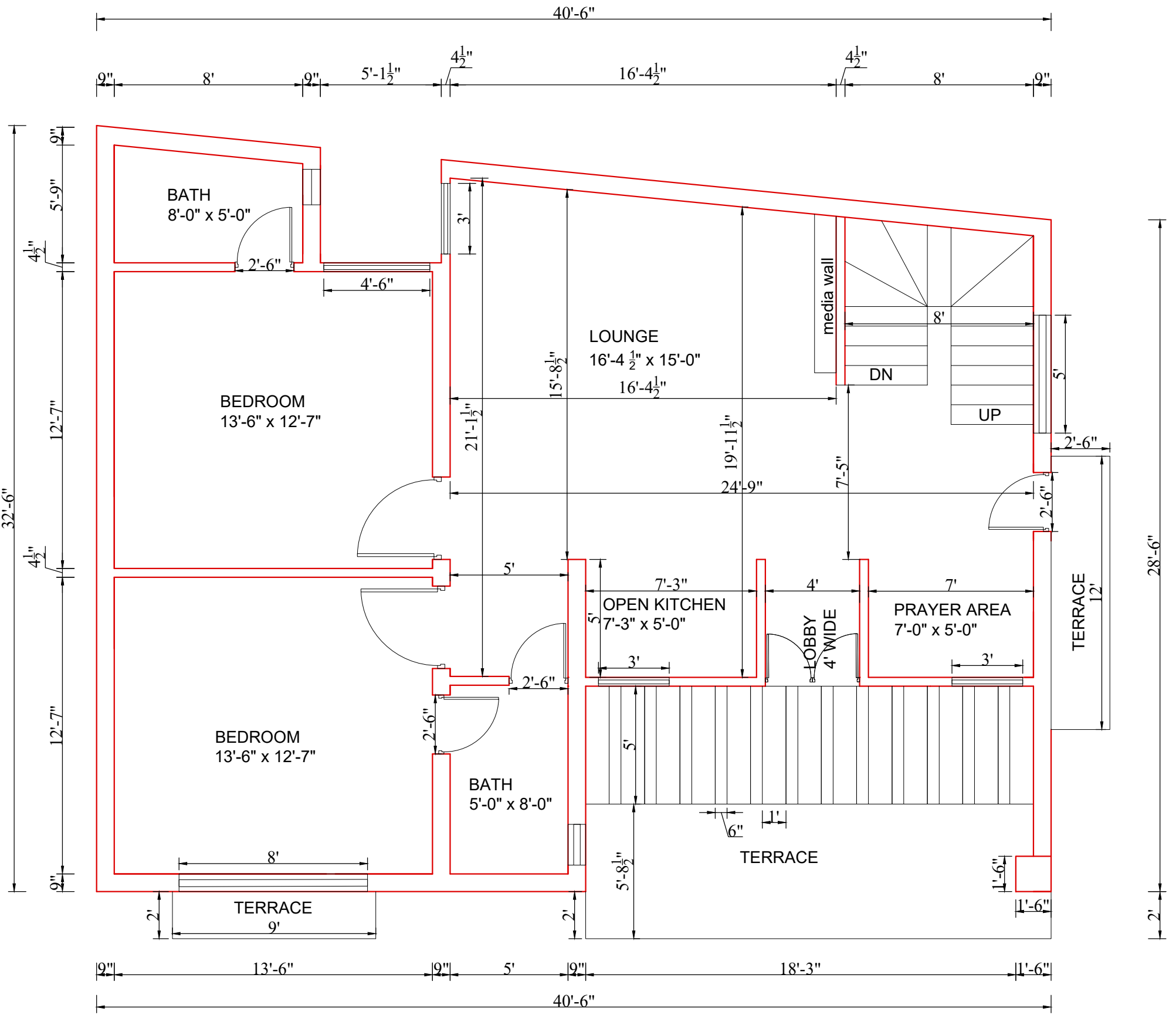
**GROUND FLOOR PROPOSED PLAN**

**GENERAL NOTES.**

THE INFORMATION CONTAINED IN THIS DRAWING IS PROPRIETARY TO arc. IT IS SUBMITTED IN CONFIDENCE AND IS NOT TO BE REPRODUCED, TRANSMITTED DISCLOSED OR USED OTHERWISE IN WHOLE OR IN PART, OTHER THAN WHAT IS HAS BE ORIGINAL FURNISHED FOR, WITHOUT THE WRITTEN AUTHORIZATION OF Mr.ARC ALL RIGHTS RESERVED.

THE CONTRACTORS SHALL VERIFY ALL THE DIMENSIONS AT SITE AND REPORT ANY ERRORS OR OMISSIONS TO THE ARCHITECT. DO NOT SCALE THE DRAWING. THE DRAWING SHALL NOT BE USED FOR CONSTRUCTION UNTIL ISSUED FOR CONSTRUCTION.

TITLE	<b>WORKING PLAN</b>				<b>GROUND FLOOR PLAN</b>		S.NO.	REVISION	ORIENTATION	 <b>WAZIR &amp; SONS</b> 0308 4343942 <a href="http://www.wazirandsons.pk">http://www.wazirandsons.pk</a> <a href="mailto:wazirandsonspk@gmail.com">wazirandsonspk@gmail.com</a> LDA, AVENUE, LAHORE. Architecture, Interior, Structure, Construction
CLIENT	Mr. ZAIB HASSAN				CHECKED BY	AR.ADNAN ALI	SHEET NO.	05		
PROJECT	PROJECT AT ISLAMABAD.				DRAWN BY	MARYAM JAMIL	SCALE	N.T.S		
					DATE	MAY 06, 2024	AREA	NILL //		



**FIRST FLOOR PROPOSED PLAN**

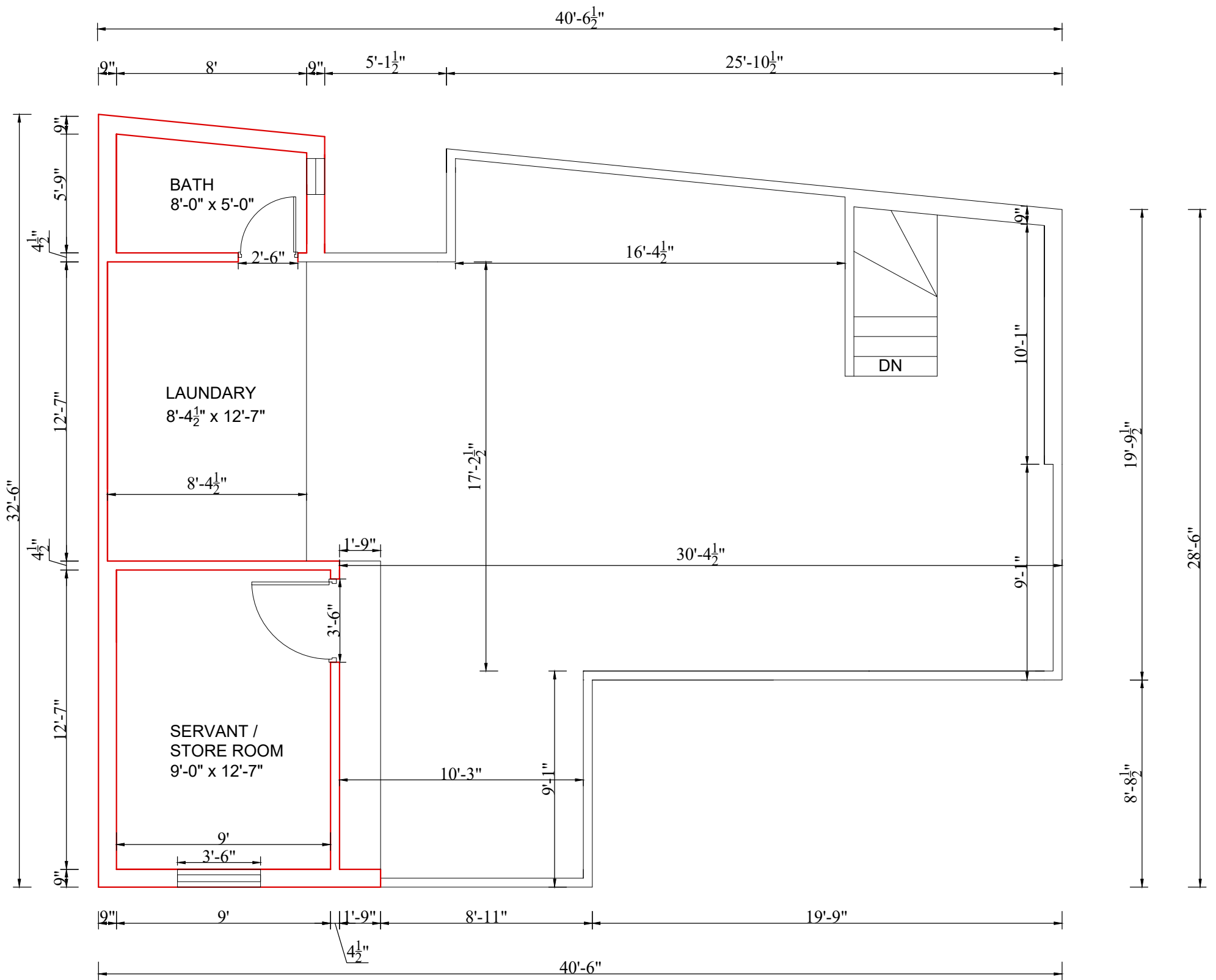
GENERAL NOTES.

THE INFORMATION CONTAINED IN THIS DRAWING IS PROPRIETARY TO arc. IT IS SUBMITTED IN CONFIDENCE AND IS NOT TO BE REPRODUCED, TRANSMITTED DISCLOSED OR USED OTHERWISE IN WHOLE OR IN PART, OTHER THAN WHAT IS HAS BE ORIGINAL FURNISHED FOR, WITHOUT THE WRITTEN AUTHORIZATION OF Mr.ARC ALL RIGHTS RESERVED.

THE CONTRACTORS SHALL VERIFY ALL THE DIMENSIONS AT SITE AND REPORT ANY ERRORS OR OMISSIONS TO THE ARCHITECT. DO NOT SCALE THE DRAWING.

THE DRAWING SHALL NOT BE USED FOR CONSTRUCTION UNTIL ISSUED FOR CONSTRUCTION.

TITLE	<b>WORKING PLAN</b>				<b>FIRST FLOOR PLAN</b>		S.NO.	REVISION	OREINTATION
CLIENT	Mr. ZAIB HASSAN				CHECKED BY	AR.ADNAN ALI	SHEET NO.	<b>06</b>	
PROJECT	PROJECT AT ISLAMABAD.				DRAWN BY	MARYAM JAMIL	SCALE	N.T.S	
					DATE	MAY 06, 2024	AREA	NILL //	
<b>WAZIR &amp; SONS</b> 0308 4343942 <a href="http://www.wazirandsons.pk">http://www.wazirandsons.pk</a> <a href="mailto:wazirandsonspk@gmail.com">wazirandsonspk@gmail.com</a> LDA, AVENUE, LAHORE. Architecture, Interior, Structure, Construction									



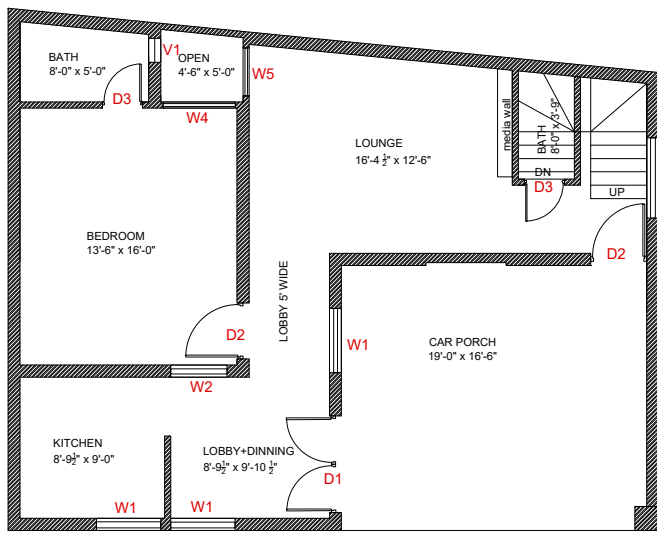
**TOP FLOOR PROPOSED PLAN**

GENERAL NOTES.

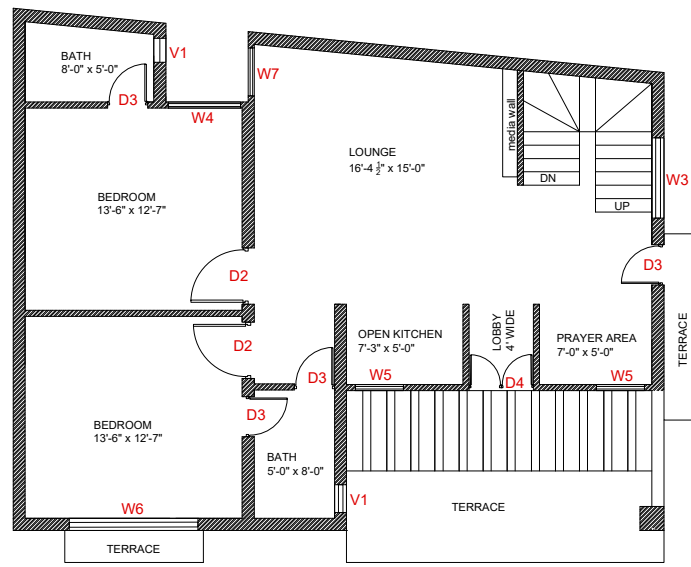
THE INFORMATION CONTAINED IN THIS DRAWING IS PROPRIETARY TO arc. IT IS SUBMITTED IN CONFIDENCE AND IS NOT TO BE REPRODUCED, TRANSMITTED DISCLOSED OR USED OTHERWISE IN WHOLE OR IN PART, OTHER THAN WHAT IS HAS BE ORIGINAL FURNISHED FOR, WITHOUT THE WRITTEN AUTHORIZATION OF Mr.ARC ALL RIGHTS RESERVED.

THE CONTRACTORS SHALL VERIFY ALL THE DIMENSIONS AT SITE AND REPORT ANY ERRORS OR OMISSIONS TO THE ARCHITECT. DO NOT SCALE THE DRAWING. THE DRAWING SHALL NOT BE USED FOR CONSTRUCTION UNTIL ISSUED FOR CONSTRUCTION.

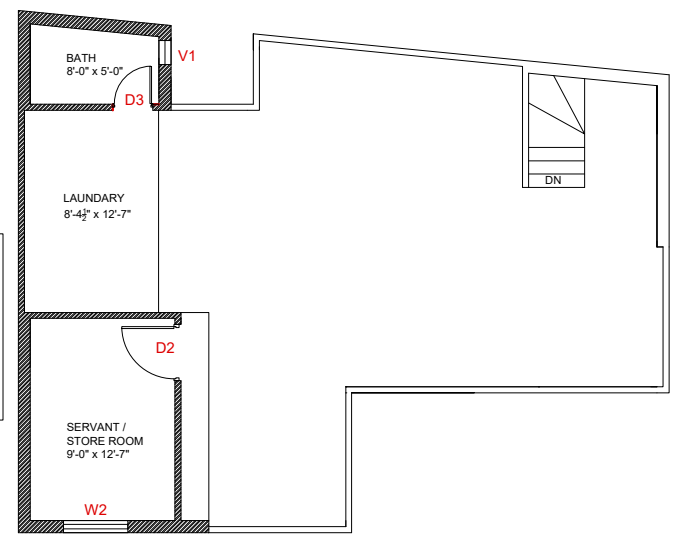
TITLE	<b>WORKING PLAN</b>				<b>MUMTY FLOOR PLAN</b>		S.NO.	REVISION	OREINTATION	 <b>WAZIR &amp; SONS</b> 0308 4343942 <a href="http://www.wazirandsons.pk">http://www.wazirandsons.pk</a> wazirandsonspk@gmail.com LDA, AVENUE, LAHORE. Architecture, Interior, Structure, Construction
CLIENT	Mr. ZAIB HASSAN				CHECKED BY	AR.ADNAN ALI	SHEET NO.	07		
PROJECT	PROJECT AT ISLAMABAD.				DRAWN BY	MARYAM JAMIL	SCALE	N.T.S		
					DATE	MAY 06, 2024	AREA	NILL //		



GROUND FLOOR PROPOSED PLAN



FIRST FLOOR PROPOSED PLAN



TOP FLOOR PROPOSED PLAN

### SCHEDULE OF DOOR & WINDOWS

TYPE	SIZE	SILL	DISCRIPTION
D1	6'-0"X8'-6"	0'-0"	WOODEN FRAME
D2	3'-3"X7'-0"	0'-0"	WOODEN FRAME
D3	2'-6"X7'-0"	0'-0"	WOODEN FRAME
D4	4'-0"X7'-0"	0'-0"	WOODEN FRAME
W1	4'-0"X6'-0"	1'-0"	ALUMINIUM+GLASS
W2	3'-0"X6'-0"	1'-0"	ALUMINIUM+GLASS
W3	5'-0"X6'-0"	1'-0"	ALUMINIUM+GLASS
W4	4'-6"X6'-6"	0'-6"	ALUMINIUM+GLASS
W5	3'-0"X5'-0"	2'-0"	ALUMINIUM+GLASS
W6	8'-0"X6'-6"	0'-6"	ALUMINIUM+GLASS
W7	5'-0"X7'-0"	0'-0"	ALUMINIUM+GLASS
V1	2'-0"X1'-0"	7'-0"	ALUMINUM BLIND. GLASS

GENERAL NOTES.

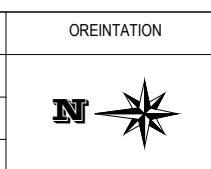
THE INFORMATION CONTAINED IN THIS DRAWING IS PROPRIETARY TO arc. IT IS SUBMITTED IN CONFIDENCE AND IS NOT TO BE REPRODUCED, TRANSMITTED DISCLOSED OR USED OTHERWISE IN WHOLE OR IN PART, OTHER THAN WHAT IS HAS BE ORIGINAL FURNISHED FOR, WITHOUT THE WRITTEN AUTHORIZATION OF Mr.ARC ALL RIGHTS RESERVED.

THE CONTRACTORS SHALL VERIFY ALL THE DIMENSIONS AT SITE AND REPORT ANY ERRORS OR OMISSIONS TO THE ARCHITECT. DO NOT SCALE THE DRAWING.  
THE DRAWING SHALL NOT BE USED FOR CONSTRUCTION UNTIL ISSUED FOR CONSTRUCTION.

TITLE	<b>DOOR &amp; WINDOW SCHEDULE</b>
CLIENT	<b>Mr. ZAIB HASSAN</b>
PROJECT	<b>PROJECT AT ISLAMABAD.</b>

<b>G.F + F.F + T.P FLOORS</b>			
CHECKED BY	AR.ADNAN ALI	SHEET NO.	<b>08</b>
DRAWN BY	MARYAM JAMIL	SCALE	N.T.S
DATE	MAY 06, 2024	AREA	NILL //

S.NO.	REVISION
01	
02	
03	




**WAZIR & SONS**  
0308 4343942  
http://www.wazirandsons.pk  
wazirandsonspk@gmail.com  
LDA, AVENUE, LAHORE.  
Architecture, Interior, Structure, Construction



# ELECTRICAL DESIGN

## PROPOSED PLAN FOR HOUSE AT ISLAMABAD.



## ELECTRICAL DRAWINGS

MEP CONSULTANT:

**WAZIR & SONS**

+92 3084343942  
<http://www.wazirandsons.pk>  
[wazirandsonspk@gmail.com](mailto:wazirandsonspk@gmail.com)  
LDA Avenue Lahore.



PROJECT NAME:

ISLAMABAD

OWNED BY:

MR. ZAID HASSAN

DRAWING TITLE:

TITLE PAGE

DRAWING NO:

0

DESIGNED BY:

Engr. IMRAN SAEED

DRAW BY:

MANAS

SCALE:

NTS

REVISIONS:

00

DATE:

14-05-2023

## WIRING ACCESSORIES

S.NO	SYMBOLS	DESCRIPTION	MAKE	MOUNTING HEIGHT
1		WALL SOCKET	-	-
2		SYMBOL INDICATE 2 WAY GANG TYPE SWITCH 10 AMPS.	-CLIPSAL -MK -LEGRAND	3'-6" F.F.L
3		SYMBOL INDICATES 16 SWG M.S SWITCH BOARD WITH PLATE	LOCAL	3'-6" F.F.L
4		3 PIN COMBINED SWITCH SOCKET 5 AMPS, ON M.S BACK BOX 3"x3"	-CLIPSAL -MK -LEGRAND	0'-9" F.F.L
5		UNIVERSAL POWER SOCKET 10/16 AMPS, ON M.S BACK BOX 4"x4"	-CLIPSAL -MK -LEGRAND	0'-9" F.F.L
6		3 PIN COMBINED SWITCH SOCKET 15 AMPS, ON M.S BACK BOX 4"x4"	-CLIPSAL -MK -LEGRAND	0'-9" F.F.L
7		INDICATES UNIVERSAL SHAVER SOCKET 115/240V, ON M.S BACK BOX 3"x3"	-CLIPSAL -MK -LEGRAND	12" ABOVE VANITY LEVEL
8		INDICATES WIRING IN 3/4" PVC CONDUIT BURIED IN SLAB	-BETA -POPULAR -SHAVYL	-IN WALL/ -BUF/BUG/ -BIS/AFC
9		INDICATES WIRING IN 3/4" PVC CONDUIT BURIED IN WALL/CABLE TRAY	-BETA -POPULAR -SHAVYL	-IN WALL/ -BUF/BUG/ -BIS/AFC
10		DVR/NVR	-	-
11		INDICATES CONDUITS BURIED UNDER GROUND/ UNDER FLOOR/IN SLAB/IN WALL/ABOVE FALSE CEILING	-	-
12		FROM FINISHED FLOOR LEVEL	-	-
13		12"ABOVE COUNTER LEVEL	-	-
14		MANHOLE 12"x12x15"(INNER SIZE) WITH WATER TIGHT R.C.C COVER	-	-
15		INDICATES SPLIT AIR CONDITIONNER (IN DOOR UNIT)	-	SEE ARCH DRG.
16		INDICATES CABINET AIR CONDITIONNER (IN DOOR UNIT)	-	SEE ARCH DRG.
17		INDICATES WATER TIGHT BELL PUSH	-CLIPSAL -MK -LEGRAND	ON GATE PILLAR AT 4'-6"FFL
18		INDICATES BELL BUZZER ON 3"x3" M.S BOX	-CLIPSAL -MK -LEGRAND	7'-0" F.F.L ON WALL
19		FAN SWITCH	-	-

## FLUORESCENT & INCANDESCENT LIGHT FIXTURES

S.NO	SYMBOLS	DESCRIPTION	MOUNTING HEIGHT
1		INDICATES FLUORESCENT LIGHT WITH 1x18 W TUBE & CAPACITOR TYPE GMP 015/118	12"ABOVE MIRROR
2		INDICATES FLUORESCENT LIGHT WITH 1x18 W TUBE & CAPACITOR TYPE TCW-097 PACIFIC	BLOW IN KITCHEN CABINET
3		INDICATES FLUORESCENT LIGHT WITH 1x36 W TUBE & CAPACITOR TYPE TMS 015/136	ON SLAB
4		INDICATES CEILING LIGHT POINT	ON SLAB
5		INDICATES LIGHT POINT ON COOKING RANGE	6'-6" FFL
6		INDICATES GATE LIGHT POINT	ON GATE PILLAR
7		INDICATES WALL BRACKET LIGHT POINT	ON WALL 7'-0"FFL
8		INDICATES WALL BRACKET WATER TIGHT BULK HEAD LIGHT POINT WITH 1x23W PLCE LAMP	6'-6" F.F.L ON WALL
9		INDICATES MULTI LAMP CHANDELIER	SLAB SUSPENDED
10		INDICATES MINI LAMP CHANDELIER	SLAB SUSPENDED
11		INDICATES CELLING EXHAUST FAN	SLAB
12		INDICATES FAN 48"SWEEP WITH 5/8" DIA M.S HOOK	SLAB SUSPENDED
13		INDICATES EXHAUST FAN DIA AS SHOWN ON DRAWING	SEE ELE. DRG.
14		INDICATES 24"DIA WALL BRACKET FAN	7'-0" F.F.L ON WALL
15		STRIP LIGHTS	ON 9"x9"x9" BRICK PEDISTAL
16		STEP LIGHT RECESSED IN WALL/STEP WITH 8W PLCE LAMP	IN STEP/WALL
17		INDICATES SWIMMING POOL UNDER WATER TIGHT LIGHT 300W-220/12V OR 35W LED LIGHT RECESSED IN SWIMMING POOL WALL	24" FROM TOP OF POOL LEVEL
18		INDICATES ELECTRIC LIGHT POINTS	
19		GARDEN LIGHT	6'-6" F.F.L ON WALL

## TELEPHONE SYSTEM

S.NO	SYMBOLS	DESCRIPTION	MAKE	MOUNTING HEIGHT
1		INDICATES TELEPHONE OUTLET ON M.S	-CLIPSAL -MK -LEGRAND	0'-9" F.F.L
2		INDICATES TELEPHONE.TV & INTERNET DISTRIBUTION BOX	*	4'-0" F.F.L
3		CCTV CAMERA WIRING	-	-
4		DOEM CAMERA WIRING	-	-
5		WIRING TRAY	-	-

## TV SYSTEM

S.NO	SYMBOLS	DESCRIPTION	MAKE	MOUNTING HEIGHT
1		INDICATES LED POINT ON M.S	-CLIPSAL -MK -LEGRAND	0'-9" F.F.L
2		INDICATES TV CABLE DISTRIBUTOR	*	4'-0" F.F.L
3		SUB DISTRIBUTION PANEL FOR COMMUNICATION SYSTEM (TV/DATA/VOICE)	-	-
4		INDICATES INTERNET CABLE OUTLET POINT ON M.S JUNCTION BOX 3"x3"	-CLIPSAL -MK -LEGRAND	0'-9" F.F.L
5		INDICATES CAMERA CABLE DISTRIBUTOR	-	-

## SWITCH GEAR

S.NO	SYMBOLS	DESCRIPTION	MAKE	MOUNTING HEIGHT
1		DISTRIBUTION BOARD WITH MBS FOR PROTECTION OF LIGHT & POWER SOCKETS CIRCUITS	REFER TO BOQ	4'-0" F.F.L
2		PHASE INDICATION LAMPS ON MPB, SMPB & DBs	REFER TO BOQ	SEE DRGS. /BOQ
3		MOULDED CASE CIRCUIT BREAKER - MCCB	REFER TO BOQ	SEE DRGS. /BOQ
4		RESIDUAL CURRENT CIRCUIT BREAKER SENSIVITY 300 mA	REFER TO BOQ	SEE DRGS. /BOQ
5		SELECTOR SWITCH / VOLT METER / AMPERE METER SQUARE SHAPED	REFER TO BOQ	SEE DRGS. /BOQ
6		CURRENT TRANSFORMER	REFER TO BOQ	SEE DRGS. /BOQ
7		ATS PANEL		

## NOTE:-

- 1] MAKES OF ACCESSORIES AND EQUIPMENT IS FOR INFORMATION TO THE CLIENT, OWNER MAY BUY ACCESSORIES FROM ANY MANUFACTURER OF HIS CHOICE.
- 2] TYPE OF LIGHT FITTING SHALL BE SELECTED BY OWNER IN CONSULTATION WITH ARCHITECT.

MEP CONSULTANT:



**WAZIR & SONS**

+92 3084343942  
http://www.wazirandsons.pk  
wazirandsonspk@gmail.com  
LDA Avenue Lahore.



PROJECT NAME:

ISLAMABAD

OWNED BY:

MR. ZAID HASSAN

DRAWING TITLE:

LEGENDS

DRAWING NO:

01

DESIGNED BY:

Engr. IMRAN SAEED

DRAW BY:

MANAS

SCALE:

NTS

REVISIONS:

00



DATE:

14-05-2023

- NOTS:
- 1- ALL DIMENSIONS ARE INCH UNLESS OTHERS WISE NOTED.
  - 2- CONTRACTOR TO CO-ORDINATE ALL BUILDING SERVICES.

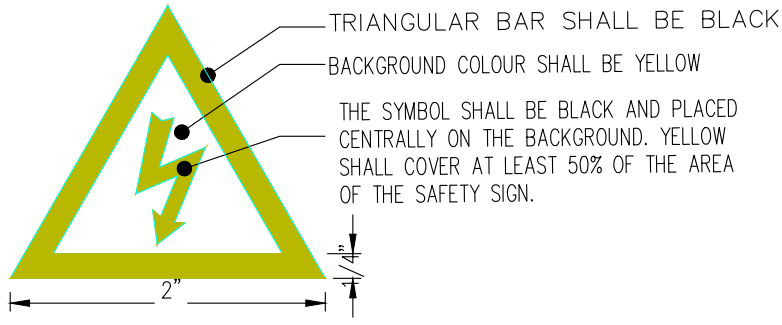
# GENERAL & WIRING NOTES:-

1. ALL ELECTRICAL WORKS PERTAINING TO WIRING OF ELECTRICAL SYSTEMS SHALL STRICTLY CONFORM TO I.E.E LATEST EDITION OF RULES & REGULATIONS.
2. ALL WIRING SHALL BE DONE IN PVC CONDUIT TO BE CONCEALED IN WALLS, SLABS,COLUMNS AND FLOOR OR AS SHOWN ON DRAWINGS.
3. THE WIRING SHOULD BE STARTED ONLY AFTER THE CONDUIT SYSTEM HAS BEEN COMPLETED AND ALL OUTLET BOXES ARE FIXED AT THEIR RESPECTIVE POSITIONS.
4. ALL PVC CONDUITS SHALL BE OF 3/4" OR 1"Ø (DEPENDING UPON NUMBER OF WIRES) FROM SWITCH BOARD TO LIGHT POINTS & 1" DIA FROM DBs TO SWITCH BOARDS AND POWER SOCKETS OR AS SHOWN ON DRAWINGS.
5. LIGHT / FAN POINT CONTROLLED BY ONE WAY SWITCH. WIRED WITH 1.5mm sq(3/0.029") (AS OF WIRE) 2x2.5mm sq (7/0.029") AS COMMEN NEUTRAL(N) AND EARTH(E) WIRE.
6. LIGHTING CIRCUITS FROM RESPECTIVE DB TO SWITCH SOCKET WIRED WITH 3x2.5mm sq (7/0.029") AS P+N+E
7. SOCKETS WIRED IN PARALLEL WITH 3x2.5mm sq AS P+N+E
8. POWER SOCKETS WIRED WITH 3x4mmSq AS P+N+E
9. SA/C 1-1.5 TON WIRED WITH 3x4mmSq AS P+N+E
10. SA/C 2- 2.5 TON WIRED WITH 3x6mmSq AS P+N+E
11. NO LUBRICATION EXCEPT AS RECOMMENDED BY MANUFACTURER SHALL BE USED FOR PULLING OF WIRES IN PVC CONDUITS.
12. COLOUR CODING FOR WIRING SHALL BE AS FOLLOWS: RED, YELLOW & BLUE FOR PHASES, BLACK FOR NEUTRAL & GREEN / YELLOW FOR CPC (EARTH).
13. ALL LIGHT POINTS AND POWER SOCKETS SHALL BE PROPERLY EARTHED WITH 2.5mm sq PVC INSULATED WIRES OF COLOUR GREEN-YELLOW.
14. THE NUMBER OF WIRES TO BE PULLED IN ANY CONDUIT FOR WIRING PURPOSES SHALL CONFORM TO IEE. TABLE
15. 1" DIA PVC CONDUIT SHALL BE USED FOR WIRING OF ALL OTHER SYSTEMS UNLESS OTHERWISE MENTIONED ON PLANS OR AS INSTRUCTED BY SITE ENGR.
16. ELECTRICAL CONTRACTOR TO CONSULT ELECTRICAL CONSULTANT/ENGINEER FOR ANY FURTHER CLARIFICATIONS. NO ASSUMPTIONS SHOULD BE MADE.

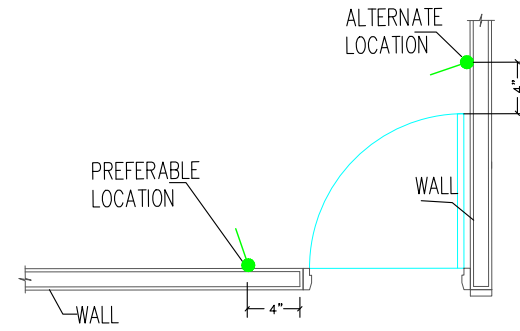
 <b>WAZIR &amp; SONS</b> +92 3084343942 <a href="http://www.wazirandsons.pk">http://www.wazirandsons.pk</a> wazirandsonspk@gmail.com LDA Avenue Lahore.	<b>MEP CONSULTANT:</b>  <b>WAZIR &amp; SONS</b>	<b>PROJECT NAME:</b> ISLAMABAD	<b>OWNED BY:</b> MR. ZAID HASSAN	<b>DRAWING TITLE:</b> GENERAL NOTES	<b>DESIGNED BY:</b> Engr. IMRAN SAEED	<b>REVISIONS:</b> 00
		<b>NOTS:</b> 1- ALL DIMENSIONS ARE INCH UNLESS OTHERS WISE NOTED. 2- CONTRACTOR TO CO-ORDINATE ALL BUILDING SERVICES.	<b>DRAWING NO:</b> 02	<b>DRAW BY:</b> MANAS	<b>SCALE:</b> NTS	



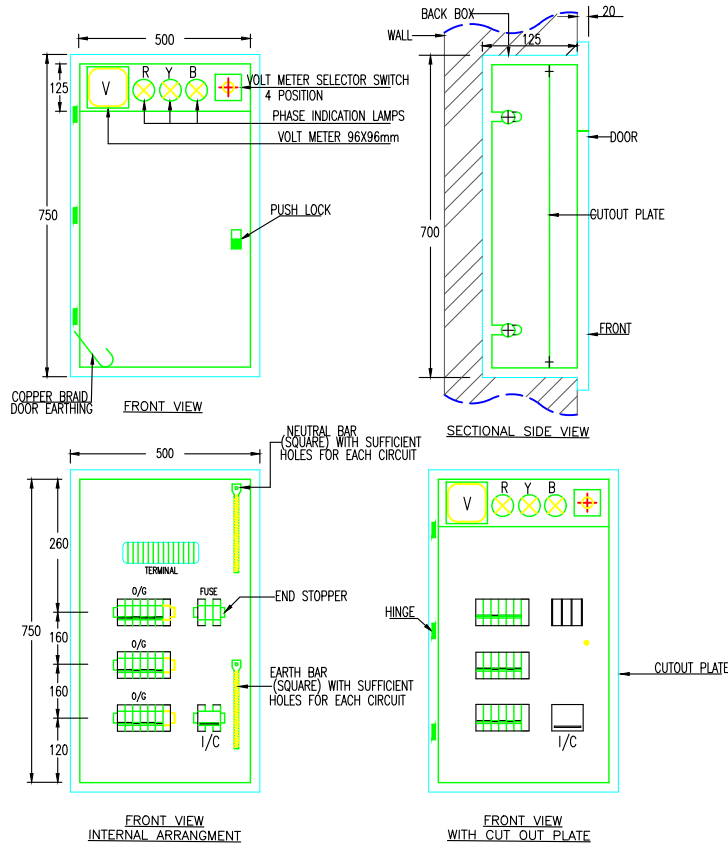
### WARNING SIGN



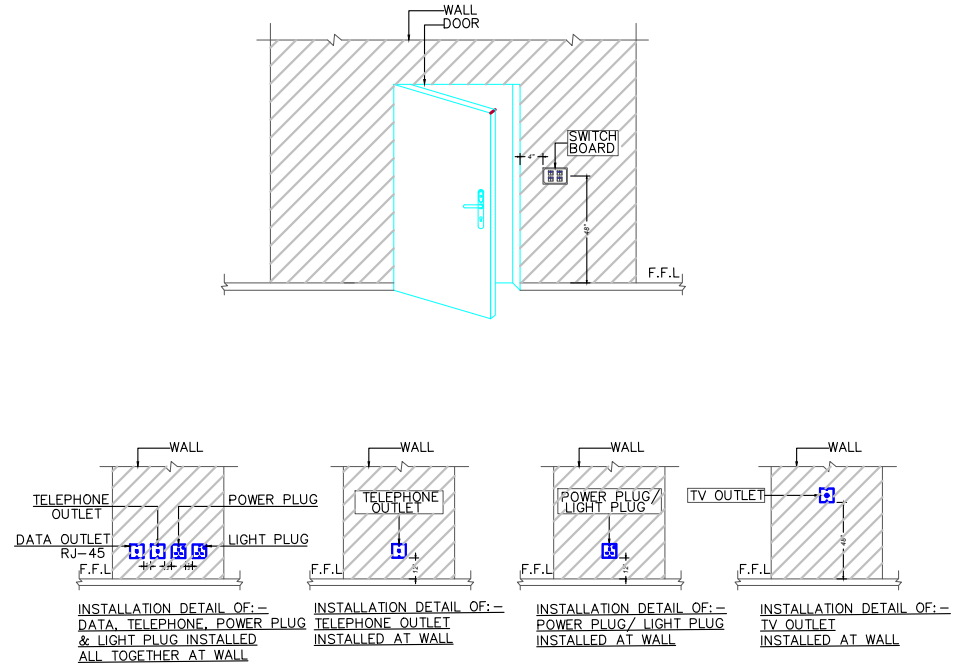
### SWITCH GANG LOCATION DETAIL



### SMDB DETAILS



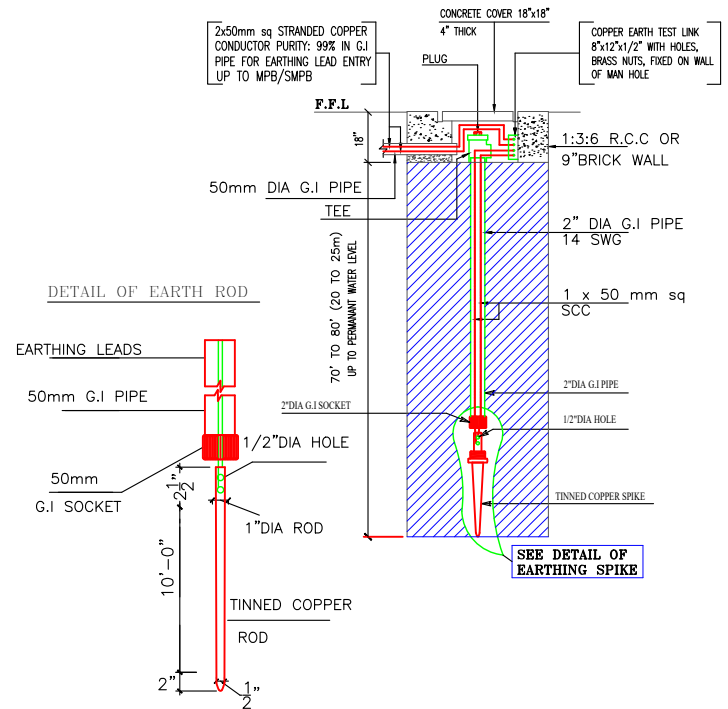
### SWITCH GANG & SOCKETS INSTALLATION DETAILS



### NOTES FOR EARTHING SYSTEM

- EARTH BORE SHALL BE MADE AT 6'-0" AWAY FROM FOUNDATION.
- DISTANCE BETWEEN 2 EARTH BORES SHALL NOT BE LESSTHEN 10ft SHALL NOT BE LESS THEN 10 ft (3m)
- COPPER CONDUCTOR AT TOP OF G.I. PIPE SHALL BE BOLTED WITH THIMBLES, BRASS NUTS, BOLTS ETC.
- JOINTS SHALL BE COVERED WITH BITUMEN
- CONTRACTOR TO MEASURE EARTHING RESISTANCE IN THE PRESENCE OF SITE ENGINEER. BOTH THE SITE ENGINEER AND CONTRACTOR SHALL SIGN THE EARTH TESTING RESULT AND SUBMIT IT TO THE CLIENT FOR RECORD.

### EARTHING DETAIL BORE TYPE



MEP CONSULTANT:



WAZIR & SONS

+92 3084343942  
http://www.wazirandsons.pk  
wazirandsonspk@gmail.com  
LDA Avenue Lahore.



PROJECT NAME:

ISLAMABAD

OWNED BY:

MR. ZAID HASSAN

DRAWING TITLE:

INSTALLATION DETAILS

DRAWING NO:

03

DESIGNED BY:

Engr. IMRAN SAEED

DRAW BY:

MANAS

SCALE:

NTS

REVISIONS:

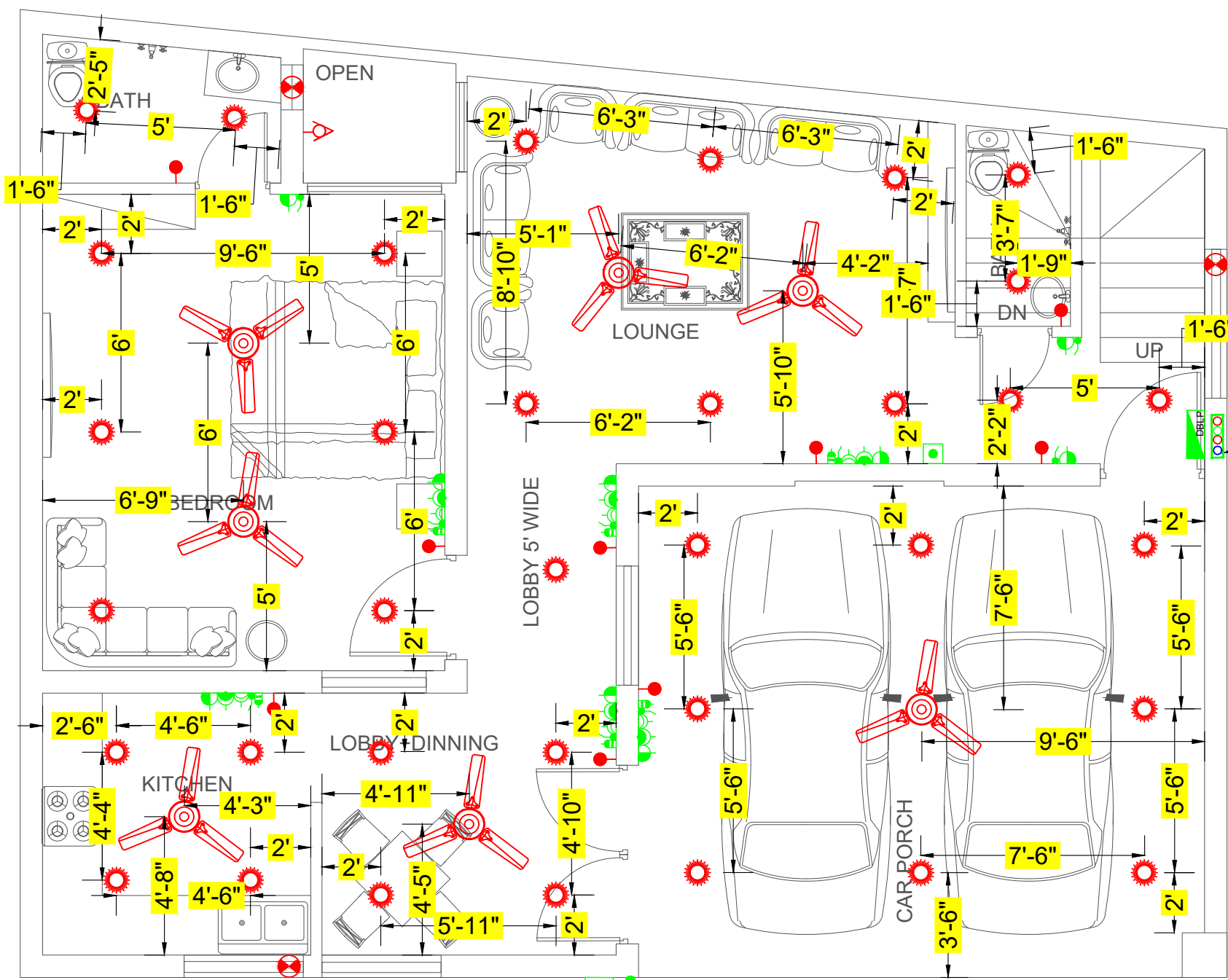
00

DATE:

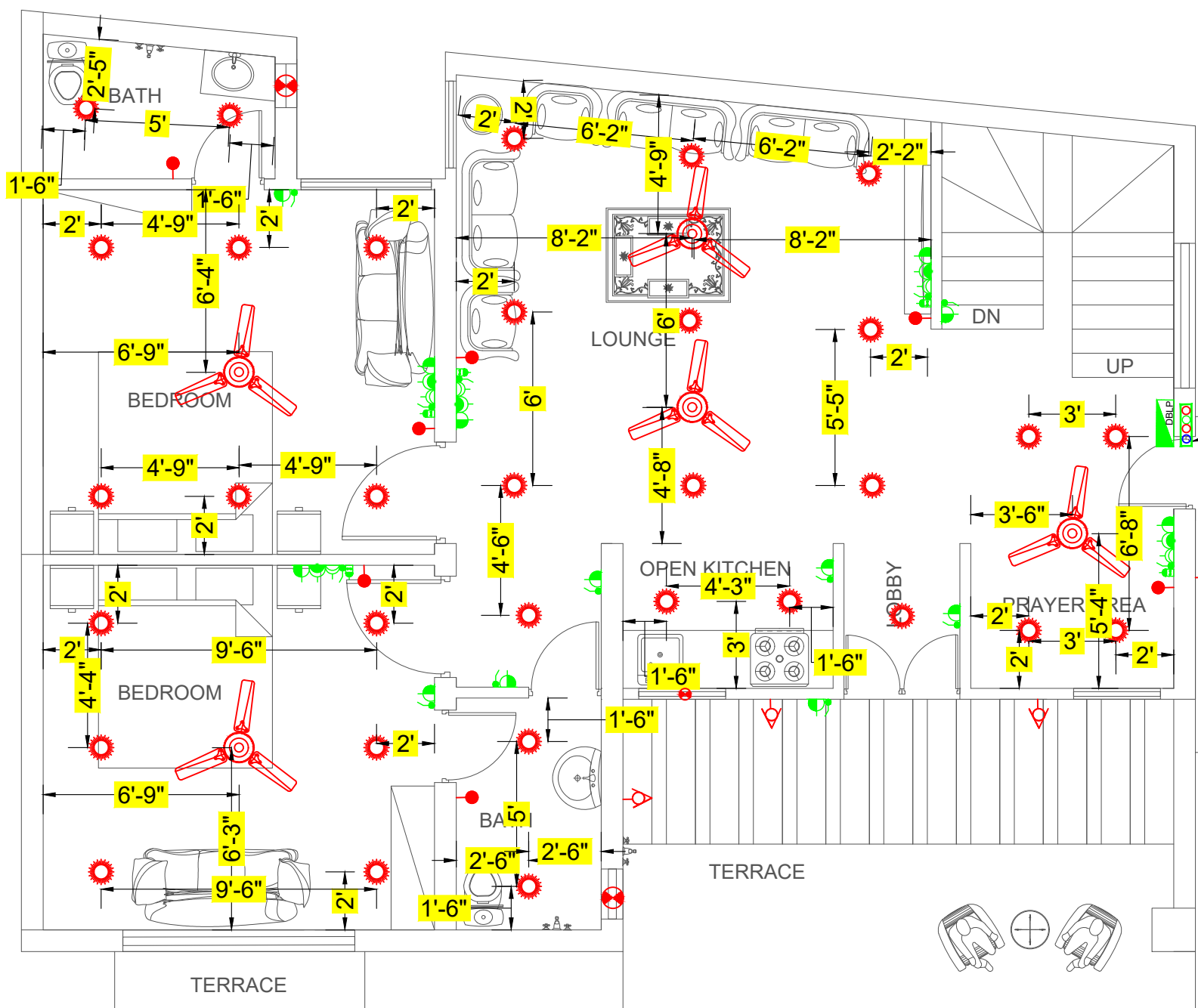
14-05-2023

NOTS:


- ALL DIMENSIONS ARE INCH UNLESS OTHERS WISE NOTED.
- CONTRACTOR TO CO-ORDINATE ALL BUILDING SERVICES.

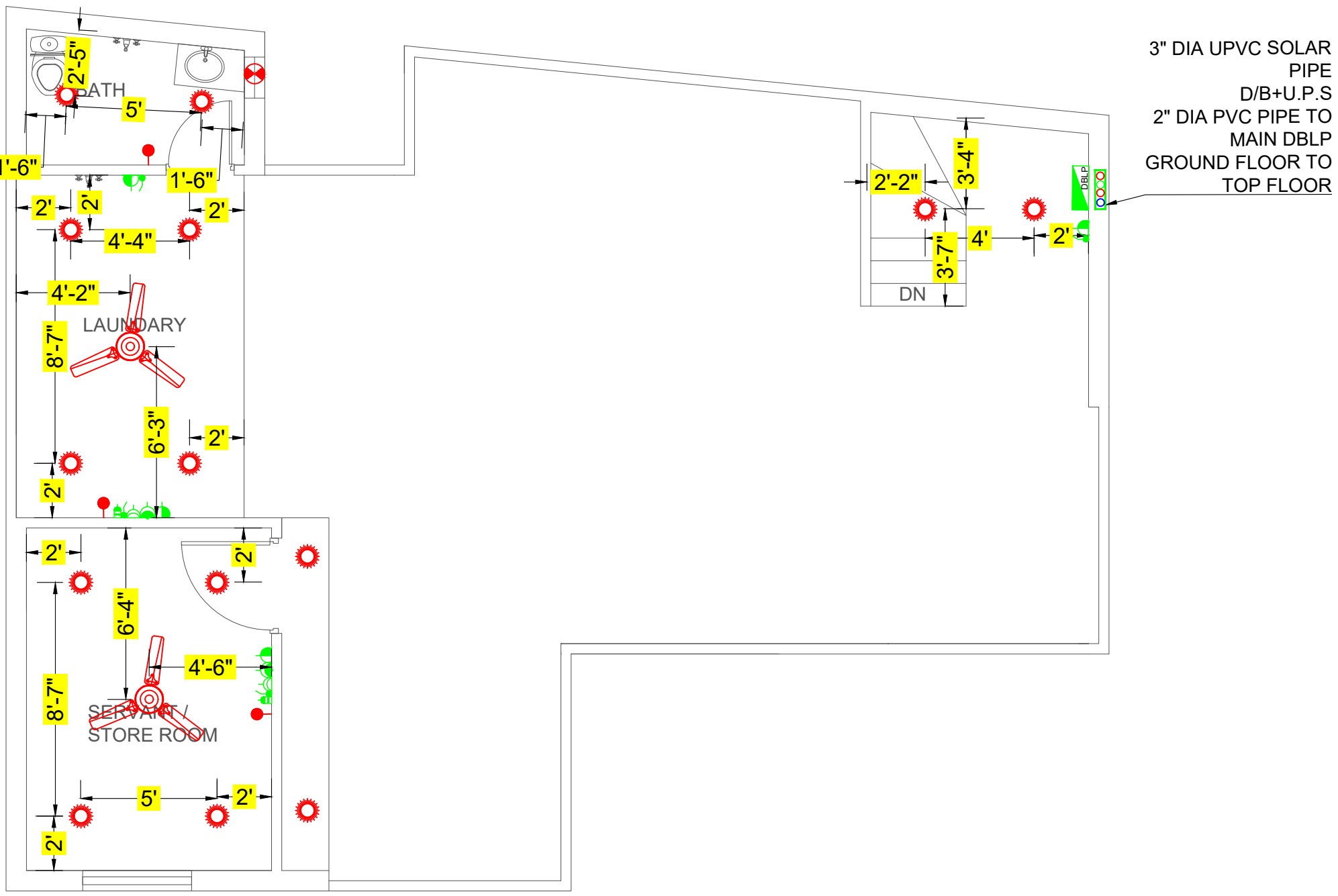


GROUND FLOOR PROPOSED PLAN



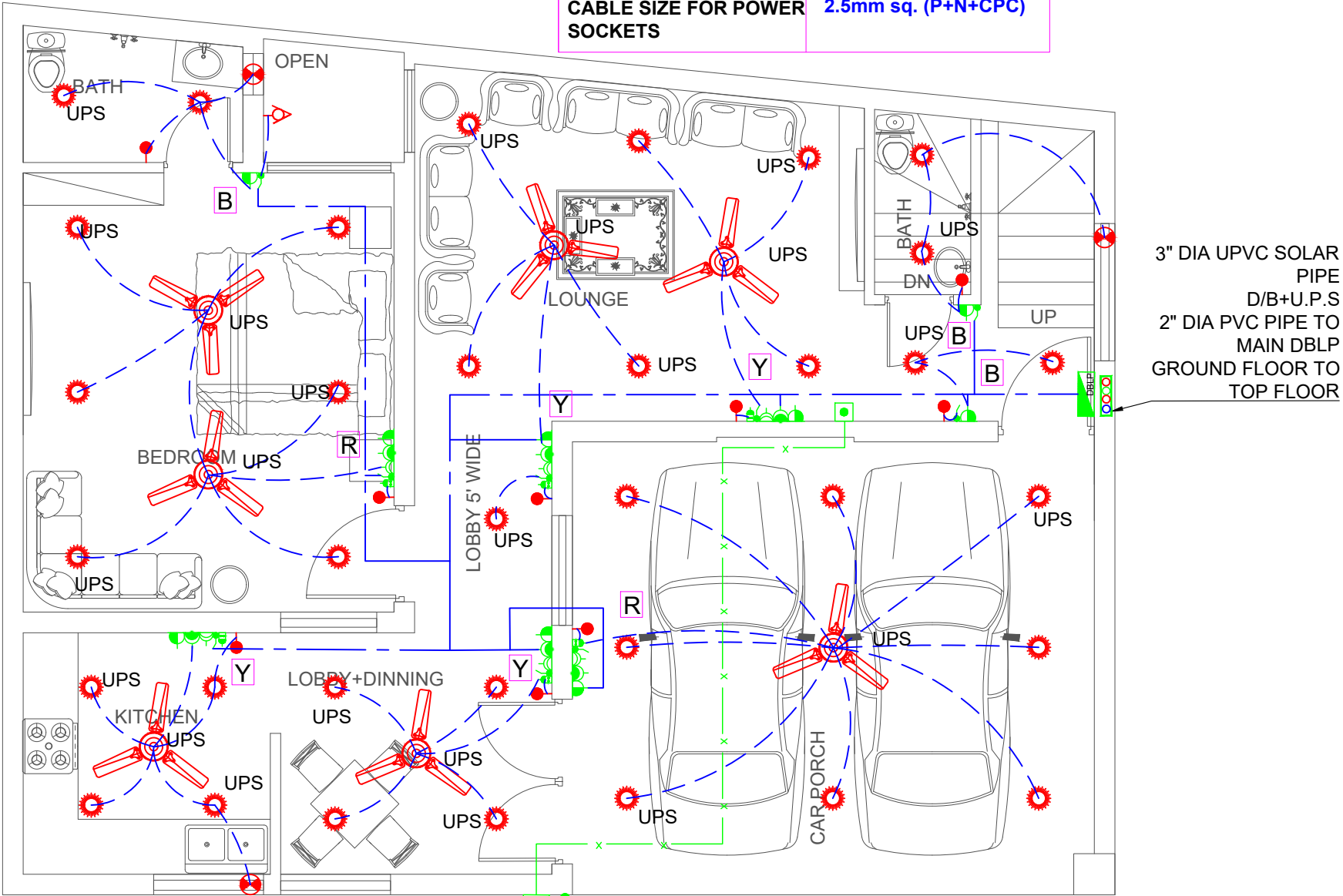
FIRST FLOOR PROPOSED PLAN

 <p><b>WAZIR &amp; SONS</b> +92 3084343942 http://www.wazirandsons.pk wazirandsonspk@gmail.com LDA Avenue Lahore.</p>	<p><b>MEP CONSULTANT:</b></p>	<p><b>PROJECT NAME:</b></p> <p>ISLAMABAD</p>	<p><b>OWNED BY:</b></p> <p>MR. ZAID HASSAN</p>	<p><b>DRAWING TITLE:</b></p> <p>ILLUMINATION LAYOUT GROUND &amp; 1ST FLOOR</p>	<p><b>DESIGNED BY:</b></p> <p>Engr. IMRAN SAEED</p>	<p><b>REVISIONS:</b></p> <p>00</p>
	<p><b>NOTS:</b></p> <p>1- ALL DIMENSIONS ARE INCH UNLESS OTHERS WISE NOTED. 2- CONTRACTOR TO CO-ORDINATE ALL BUILDING SERVICES.</p>	<p><b>DRAWING NO.:</b></p> <p>04</p>	<p><b>DRAW BY:</b></p> <p>MANAS</p>	<p><b>SCALE:</b></p> <p>NTS</p>	<p><b>DATE:</b></p> <p>14-05-2023</p>	



TOP FLOOR PROPOSED PLAN

<b>R Y B</b>	
<b>CABLE SIZE FOR LIGHT/FAN</b>	1.5mm sq. (P+N+CPC)
<b>CABLE SIZE FOR POWER SOCKETS</b>	2.5mm sq. (P+N+CPC)



GROUND FLOOR PROPOSED PLAN

MEP CONSULTANT:



**WAZIR & SONS**

+92 3084343942  
<http://www.wazirandsons.pk>  
 wazirandsonspk@gmail.com  
 LDA Avenue Lahore.



PROJECT NAME:

ISLAMABAD

OWNED BY:

MR. ZAID HASSAN

DRAWING TITLE:

ILLUMINATION LAYOUT TOP FLOOR / WIRING & UPS POINT LAYOUT GROUND FLOOR

DRAWING NO:

05

DESIGNED BY:

Engr. IMRAN SAEED

DRAW BY:

MANAS

SCALE:

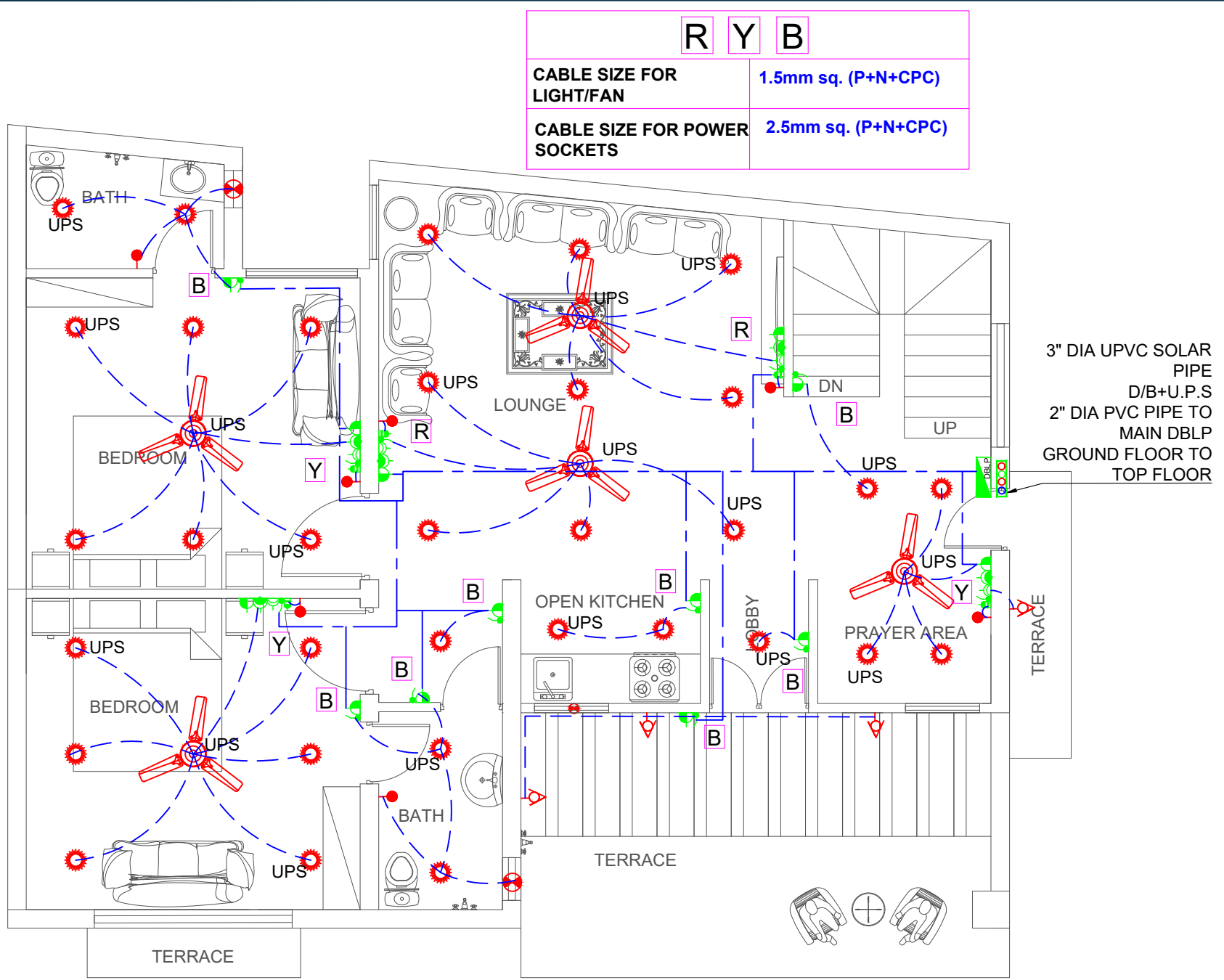
NTS

REVISIONS:

00

DATE:

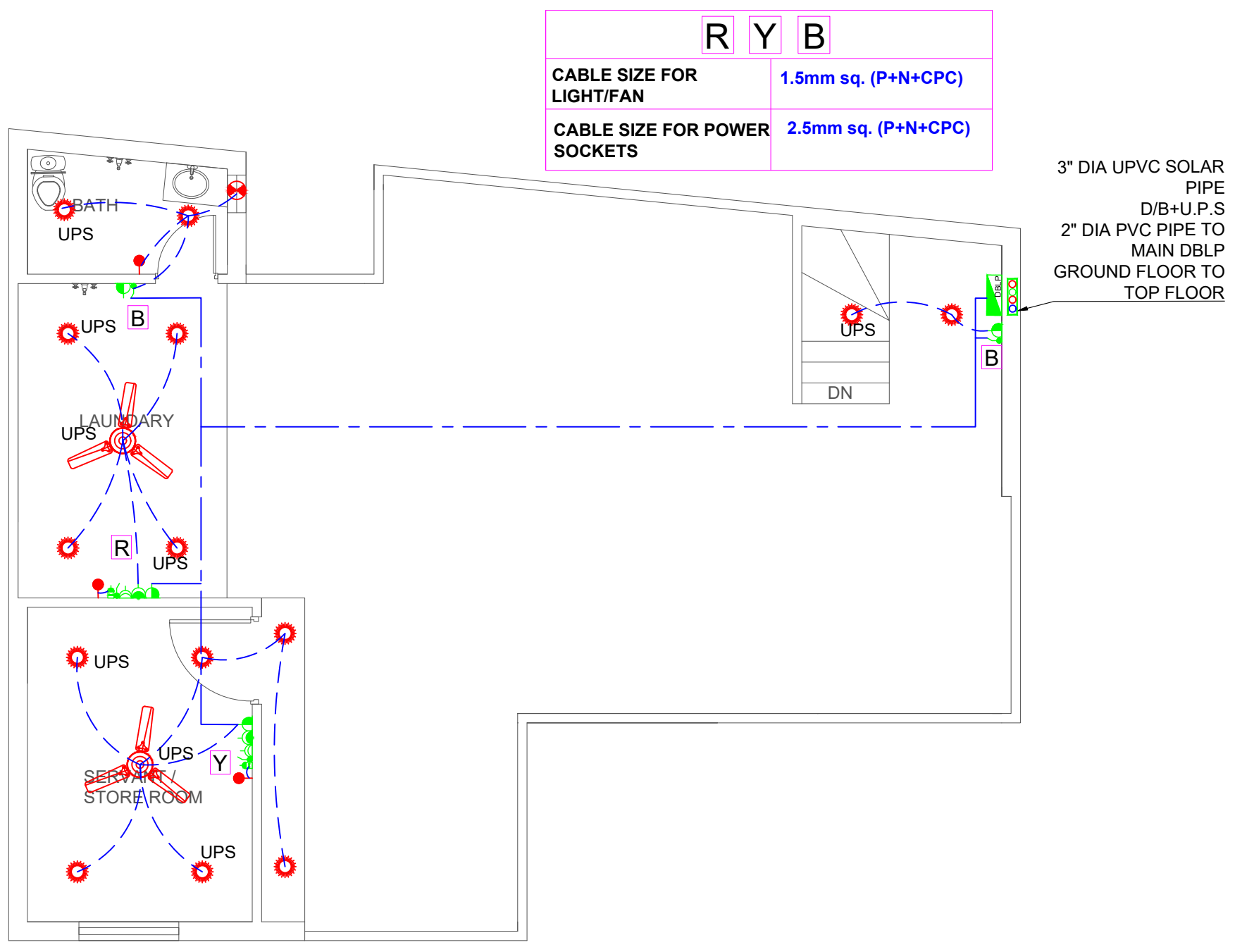
14-05-2023



<b>R Y B</b>	
<b>CABLE SIZE FOR LIGHT/FAN</b>	<b>1.5mm sq. (P+N+CPC)</b>
<b>CABLE SIZE FOR POWER SOCKETS</b>	<b>2.5mm sq. (P+N+CPC)</b>

3" DIA UPVC SOLAR PIPE  
D/B+U.P.S  
2" DIA PVC PIPE TO MAIN DBLP  
GROUND FLOOR TO TOP FLOOR

FIRST FLOOR PROPOSED PLAN



<b>R Y B</b>	
<b>CABLE SIZE FOR LIGHT/FAN</b>	<b>1.5mm sq. (P+N+CPC)</b>
<b>CABLE SIZE FOR POWER SOCKETS</b>	<b>2.5mm sq. (P+N+CPC)</b>

3" DIA UPVC SOLAR PIPE  
D/B+U.P.S  
2" DIA PVC PIPE TO MAIN DBLP  
GROUND FLOOR TO TOP FLOOR

TOP FLOOR PROPOSED PLAN


**MEP CONSULTANT:**  
**WAZIR & SONS**  
+92 3084343942  
http://www.wazirandsons.pk  
wazirandsonspk@gmail.com  
LDA Avenue Lahore.



**PROJECT NAME:**  
ISLAMABAD

**OWNED BY:**  
MR. ZAID HASSAN

**NOTS:**  
1- ALL DIMENSIONS ARE INCH UNLESS OTHERS WISE NOTED.  
2- CONTRACTOR TO CO-ORDINATE ALL BUILDING SERVICES.



**DRAWING TITLE:**  
WIRING & UPS POINT LAYOUT  
1ST & TOP FLOOR

**DRAWING NO:**  
06

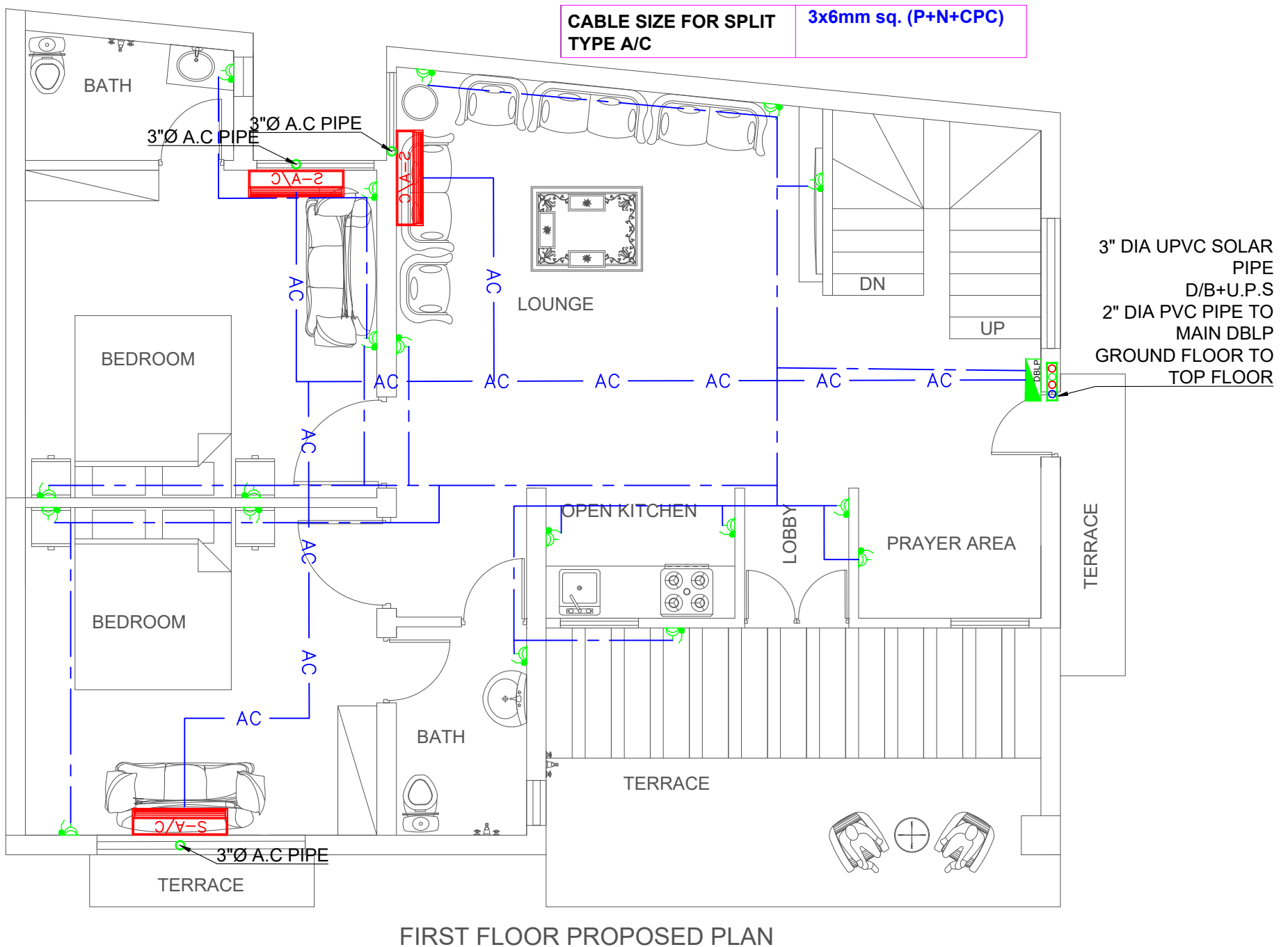
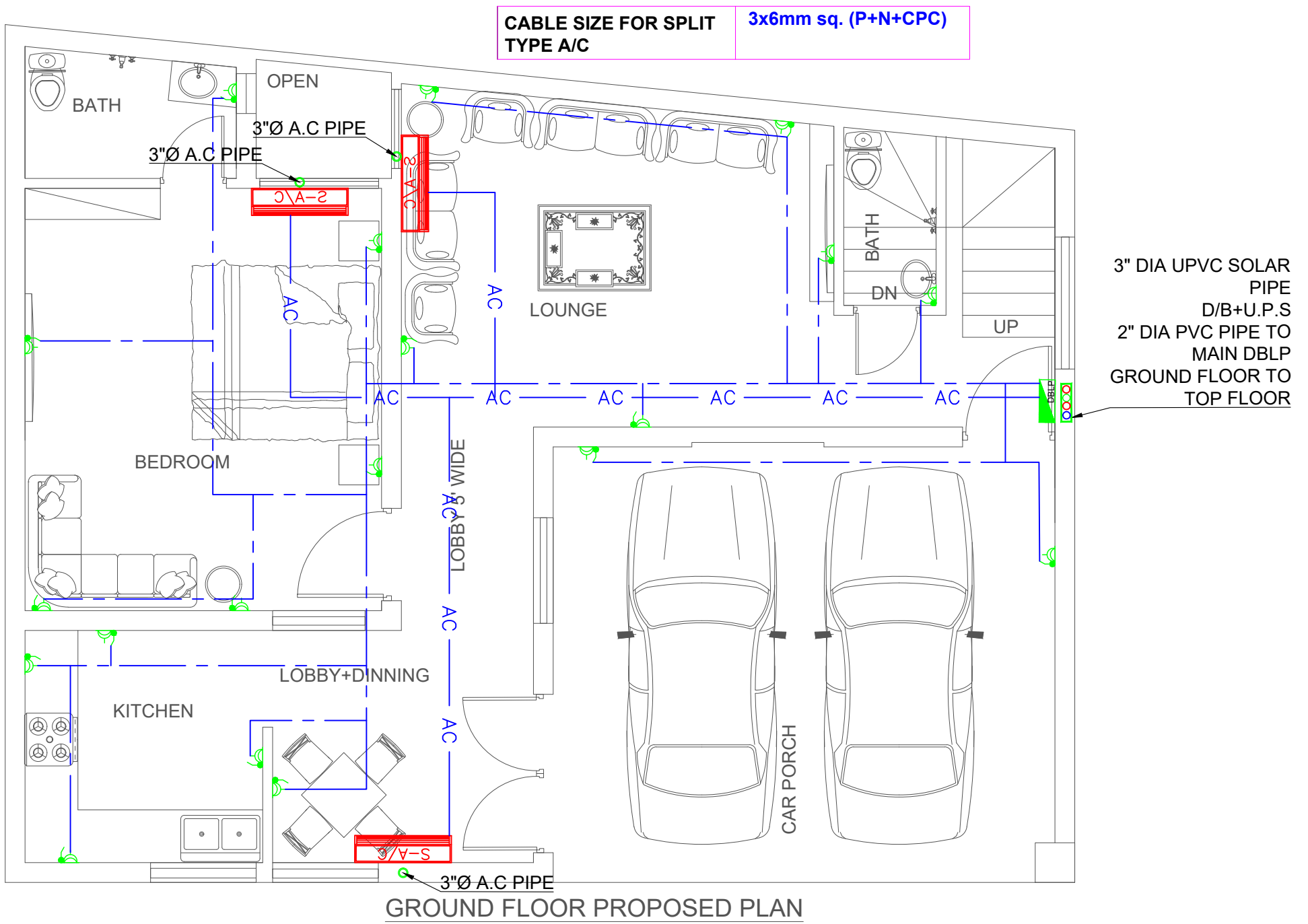
**DESIGNED BY:**  
Engr. IMRAN SAEED

**DRAW BY:**  
MANAS

**SCALE:**  
NTS

**REVISIONS:**  
00

**DATE:**  
14-05-2023



**MEP CONSULTANT:**

**WAZIR & SONS**

+92 3084343942  
http://www.wazirandsons.pk  
wazirandsonspk@gmail.com  
LDA Avenue Lahore.

**PROJECT NAME:**

ISLAMABAD

**OWNED BY:**

MR. ZAID HASSAN

**DRAWING TITLE:**

AC/HEAVY POWER  
LAYOUT GROUND &  
1ST FLOOR

**DRAWING NO:**

08

**DESIGNED BY:**

Engr. IMRAN SAEED

**DRAW BY:**

MANAS

**SCALE:**

NTS

**REVISIONS:**

00

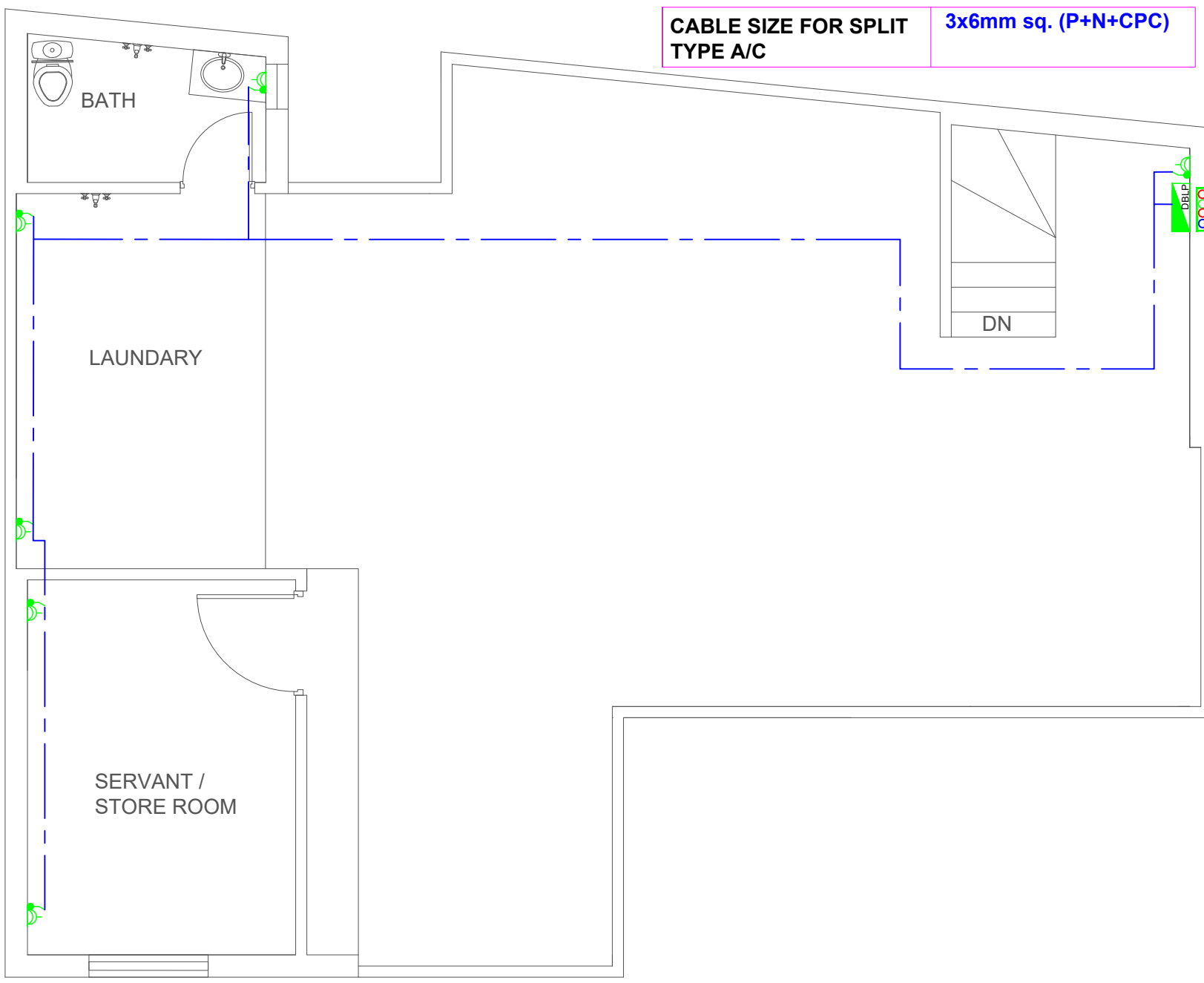
**DATE:**

14-05-2023

**NOTS:**

- 1- ALL DIMENSIONS ARE INCH UNLESS OTHERS WISE NOTED.
- 2- CONTRACTOR TO CO-ORDINATE ALL BUILDING SERVICES.



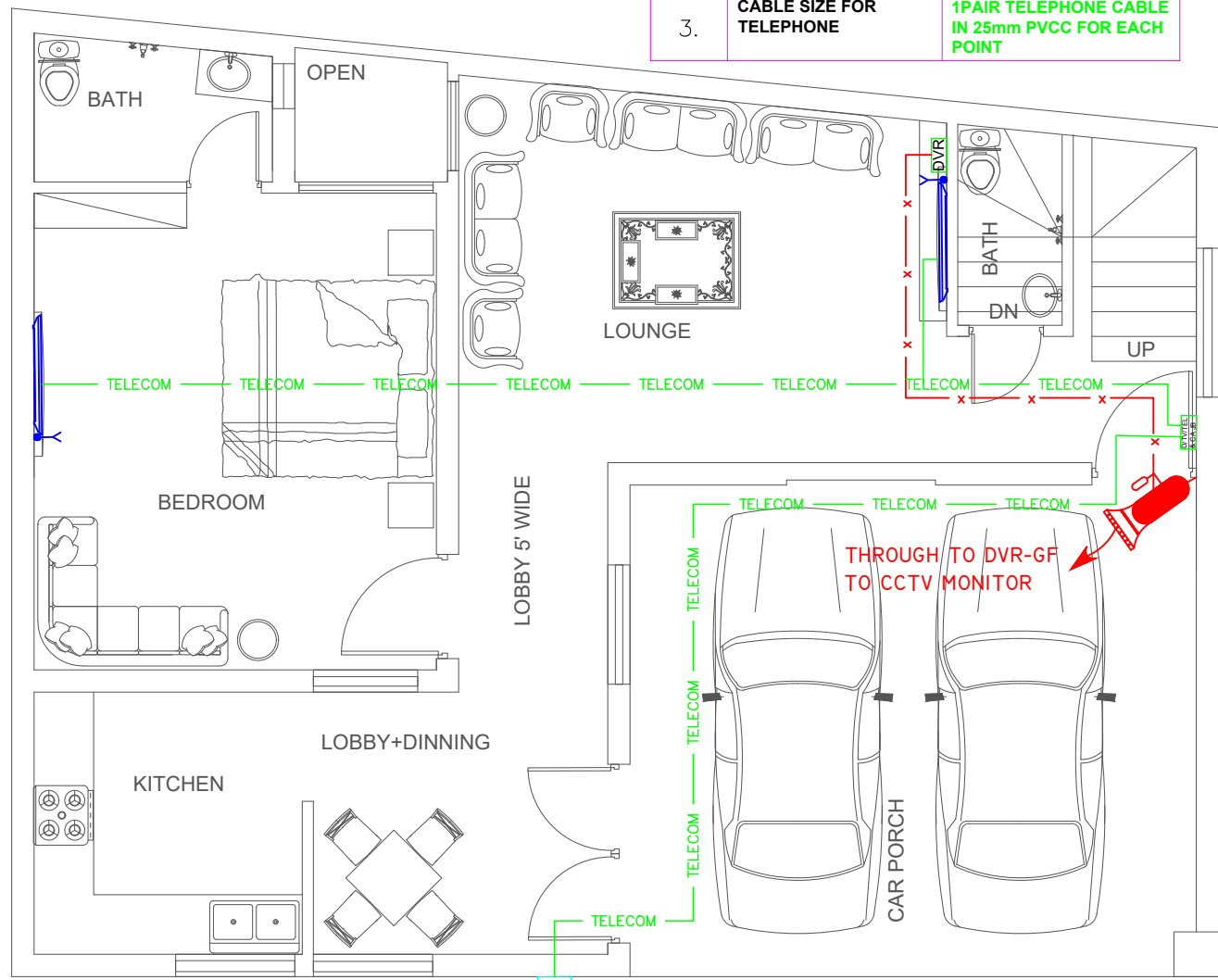


**CABLE SIZE FOR SPLIT TYPE A/C**      **3x6mm sq. (P+N+CPC)**

3" DIA UPVC SOLAR PIPE  
D/B+U.P.S  
2" DIA PVC PIPE TO  
MAIN DBLP  
GROUND FLOOR TO  
TOP FLOOR

**TOP FLOOR PROPOSED PLAN**

1.	CABLE SIZE FOR CCTV CAMERA	4PAIR CAT-6 UTP CABLE IN 25mm PVC
2.	CABLE SIZE FOR CCTV CAMERA	4PAIR CAT-6 UTP CABLE IN 25mm PVC
3.	CABLE SIZE FOR TELEPHONE	1PAIR TELEPHONE CABLE IN 25mm PVCC FOR EACH POINT



**GROUND FLOOR PROPOSED PLAN**

INCOMING POWER CABLE, TV CABLE AND TELEPHONE CABLE FROM EXISTING SOURCE

**MEP CONSULTANT:**

**WAZIR & SONS**

+92 3084343942  
http://www.wazirandsons.pk  
wazirandsonspk@gmail.com  
LDA Avenue Lahore.

**PROJECT NAME:**

ISLAMABAD

**OWNED BY:**

MR. ZAID HASSAN

**DRAWING TITLE:**

AC/HEAVY POWER LAYOUT MUMTY FLOOR / CAMERA, TELECOM, TV & INTERNET LAYOUT GROUND FLOOR

**DRAWING NO:**

09

**DESIGNED BY:**

Engr. IMRAN SAEED

**DRAW BY:**

MANAS

**SCALE:**

NTS

**REVISIONS:**

00

**DATE:**

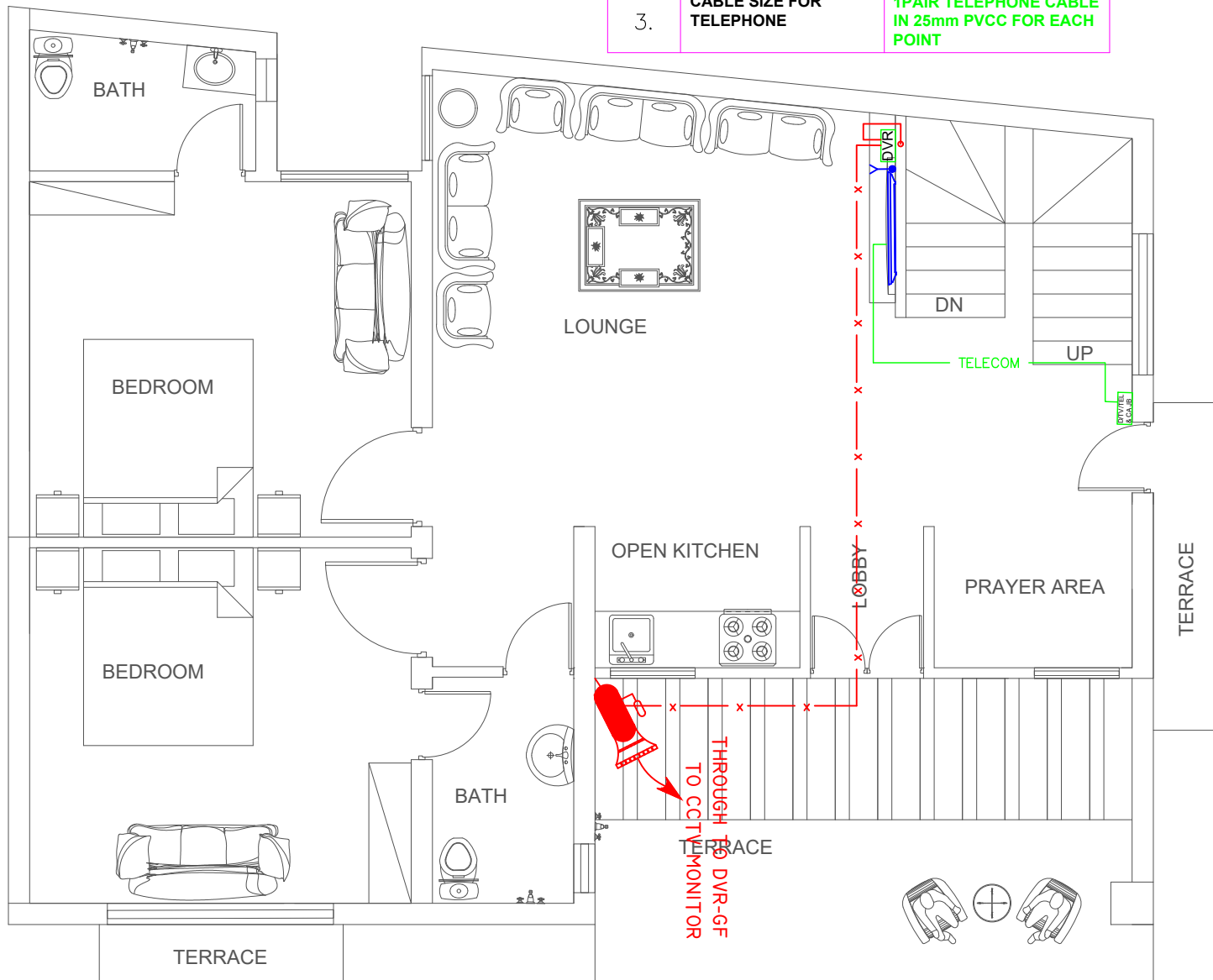
14-05-2023

**NOTS:**

- 1- ALL DIMENSIONS ARE INCH UNLESS OTHERS WISE NOTED.
- 2- CONTRACTOR TO CO-ORDINATE ALL BUILDING SERVICES.

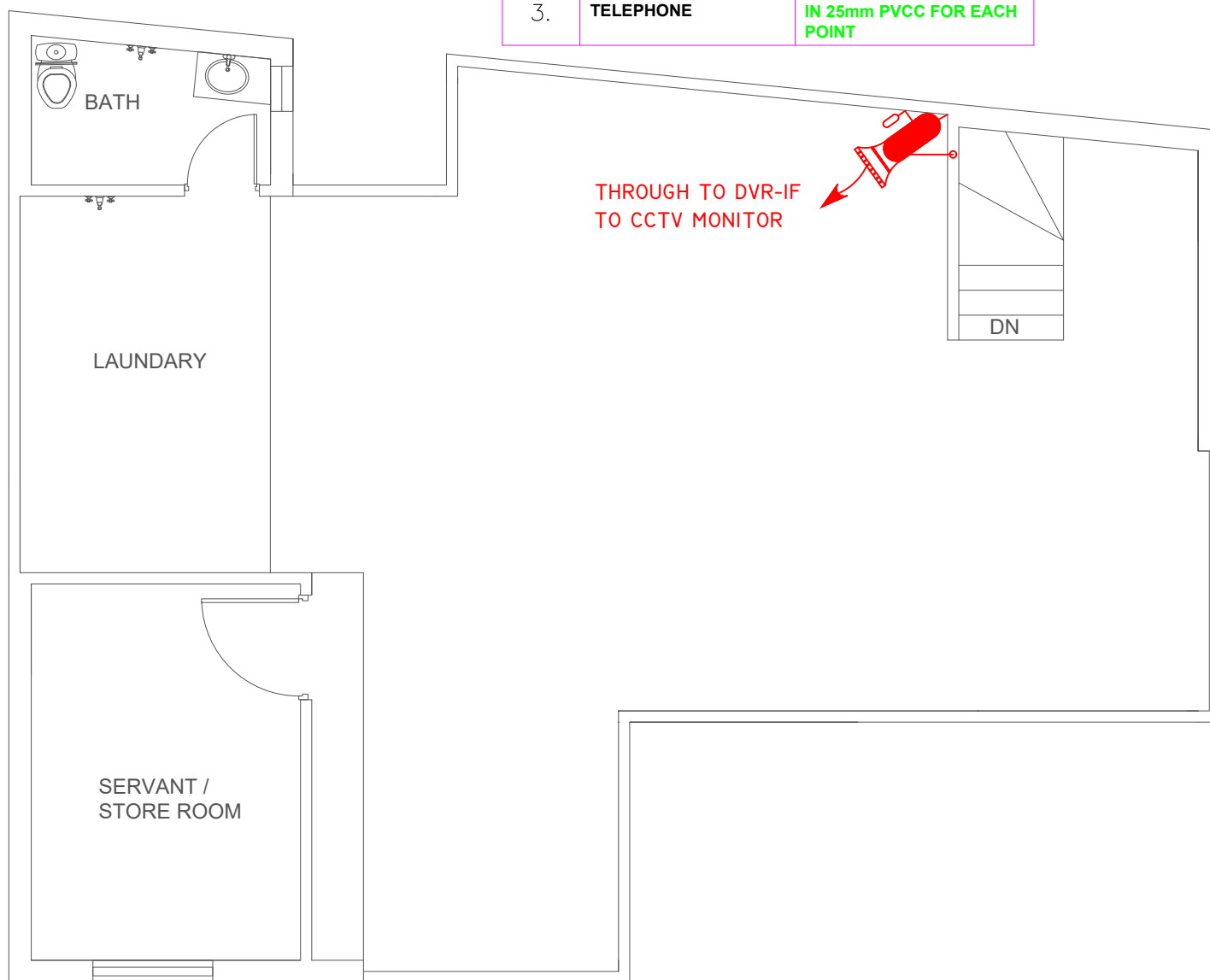


1.	CABLE SIZE FOR CCTV CAMERA	4PAIR CAT-6 UTP CABLE IN 25mm PVC
2.	CABLE SIZE FOR CCTV CAMERA	4PAIR CAT-6 UTP CABLE IN 25mm PVC
3.	CABLE SIZE FOR TELEPHONE	1PAIR TELEPHONE CABLE IN 25mm PVCC FOR EACH POINT



FIRST FLOOR PROPOSED PLAN

1.	CABLE SIZE FOR CCTV CAMERA	4PAIR CAT-6 UTP CABLE IN 25mm PVC
2.	CABLE SIZE FOR CCTV CAMERA	4PAIR CAT-6 UTP CABLE IN 25mm PVC
3.	CABLE SIZE FOR TELEPHONE	1PAIR TELEPHONE CABLE IN 25mm PVCC FOR EACH POINT



TOP FLOOR PROPOSED PLAN

MEP CONSULTANT:

**WAZIR & SONS**

+92 3084343942  
<http://www.wazirandsons.pk>  
 wazirandsonspk@gmail.com  
 LDA Avenue Lahore.



PROJECT NAME:

ISLAMABAD

OWNED BY:

MR. ZAID HASSAN

DRAWING TITLE:

CAMERA, TELECOM, TV & INTERNET  
 LAYOUT 1ST & TOP FLOOR

DESIGNED BY:

Engr. IMRAN SAEED

DRAW BY:

MANAS

SCALE:

NTS

REVISIONS:

00

DATE:

14-05-2023

NOTS:


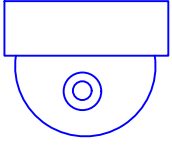
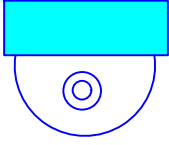


- 1- ALL DIMENSIONS ARE INCH UNLESS OTHERS WISE NOTED.
- 2- CONTRACTOR TO CO-ORDINATE ALL BUILDING SERVICES.

DRAWING NO:

10



## LEGEND (SECURITY SYSTEM)

DESCRIPTION	SYMBOL
CCTV CAMERA	
DOME CAMERA	
CCTV IP CAMERA	
DVR / NVR	
LED MONITOR	

### INSTRUCTIONS

1. A SECURED UPS POWER IS REQUIRED FOR ALL CAMERAS USE 2\*1.5mm TO SUPPLY POWER TO EACH CAMERA.
2. FOR MONITORING USE A (HDMI) CABLE FROM ELECTRICAL ROOM TO LED LOCATION.

**MEP CONSULTANT:**

**WAZIR & SONS**

+92 3084343942  
<http://www.wazirandsons.pk>  
 wazirandsonspk@gmail.com  
 LDA Avenue Lahore.



**PROJECT NAME:**

ISLAMABAD

**OWNED BY:**

MR. ZAID HASSAN

**DRAWING TITLE:**

LEGEND (SECURITY SYSTEM)

**DRAWING NO:**

13

**DESIGNED BY:**

Engr. IMRAN SAEED

**DRAW BY:**

MANAS

**SCALE:**

NTS

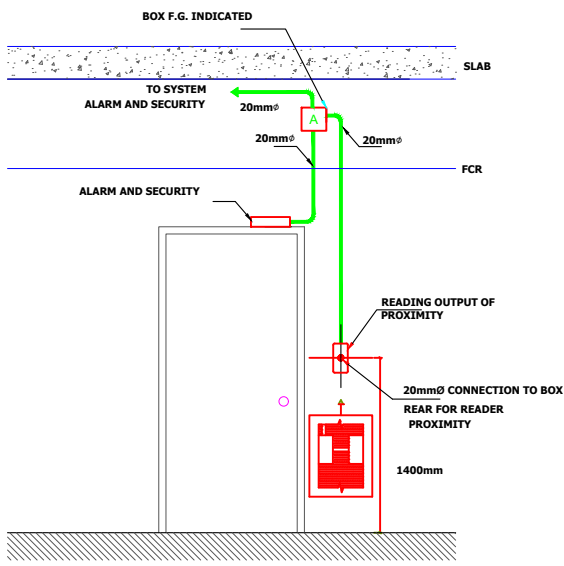
**REVISIONS:**

00

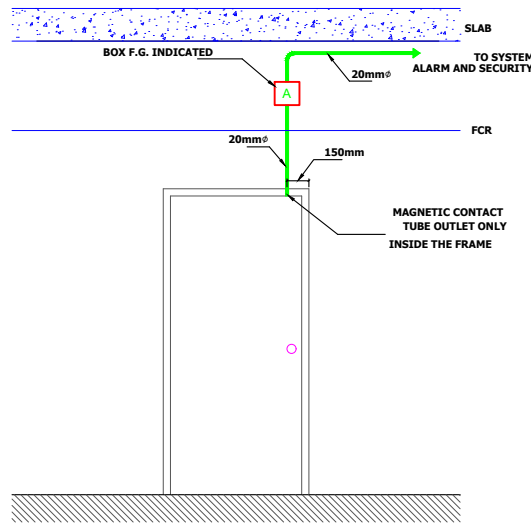
**DATE:**

14-05-2023

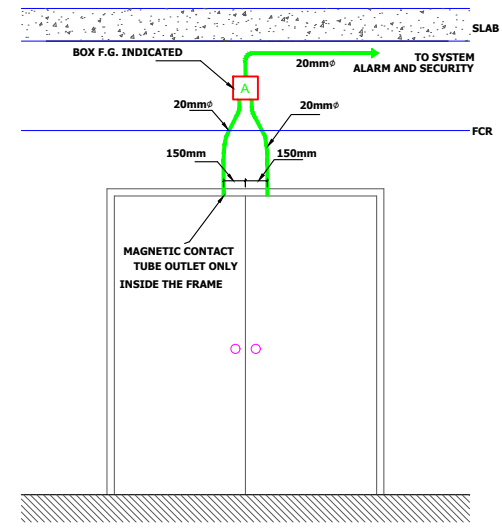




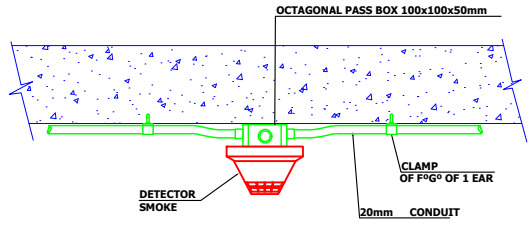
**ACCESS INSTALLATION DETAIL  
DOOR WITH 1 LEAF**



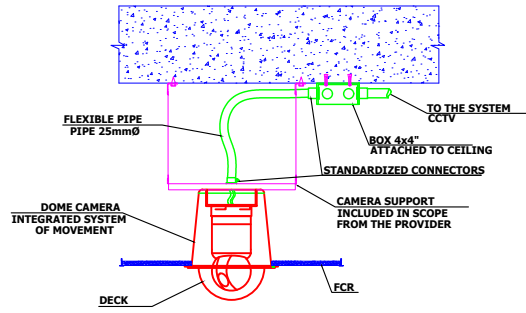
**INSTALLATION DETAIL ACCESS  
DOOR WITH 1 LEAF**



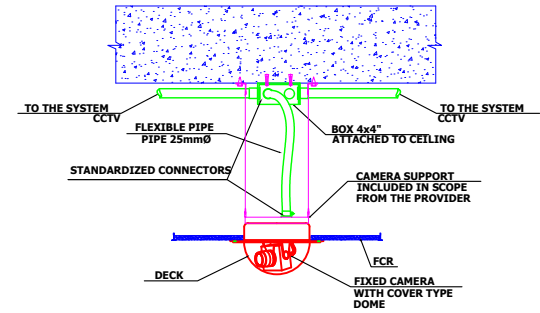
**INSTALLATION DETAIL ACCESS  
DOOR WITH 2 LEAF**



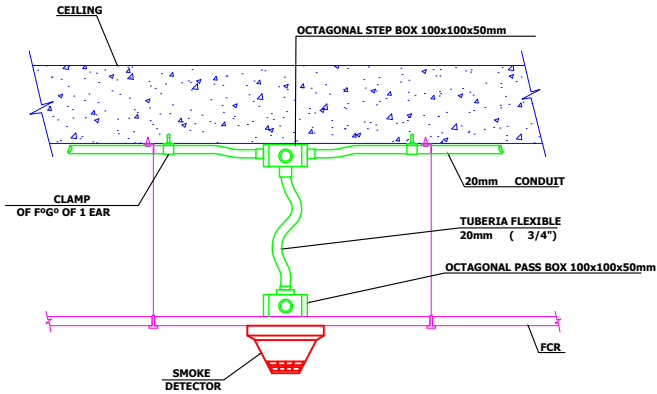
**INSTALLATION DETAIL OF  
CEILING-MOUNTED SMOKE DETECTOR**



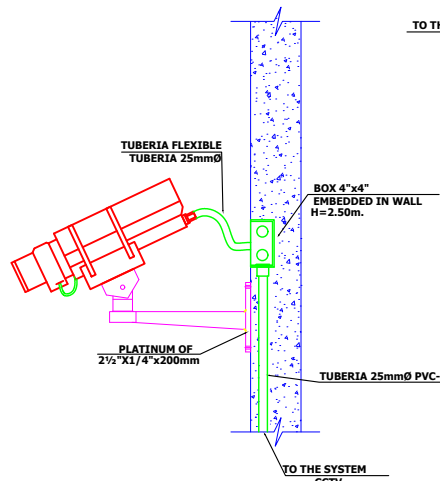
**DOMES CAMERA INSTALLATION  
MOUNTED IN FALSE CEILING**



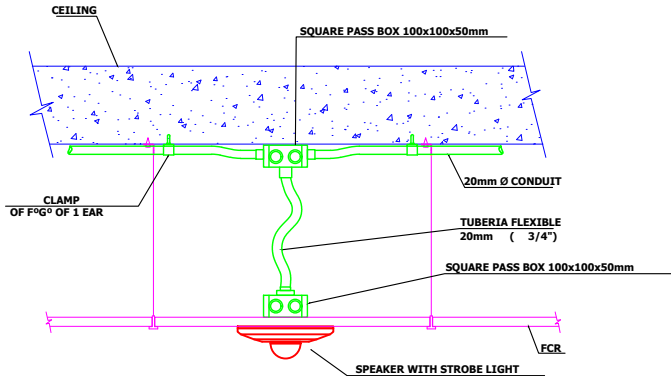
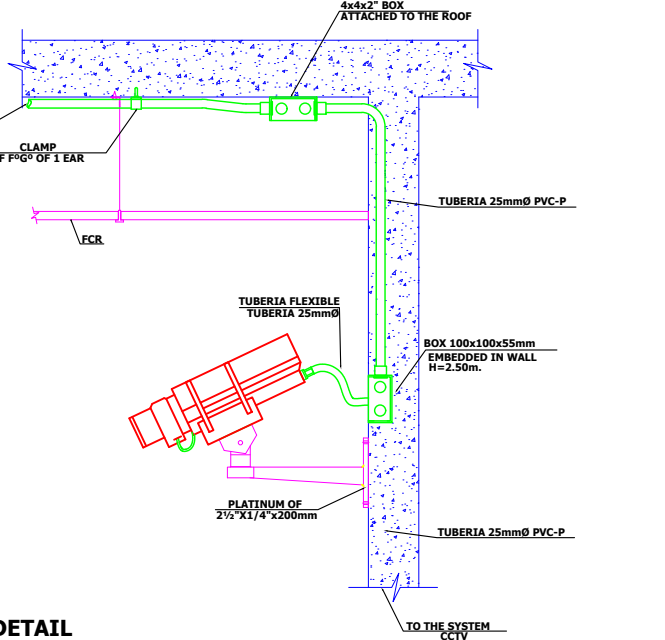
**FIXED CAMERA INSTALLATION WITH DOME COVER  
MOUNTED IN FALSE CEILING**



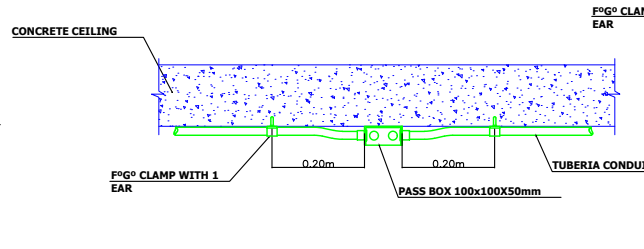
**INSTALLATION DETAIL OF  
SMOKE DETECTOR IN FALSE CEILING  
TEMPERATURE DETECTOR IN FALSE CEILING**



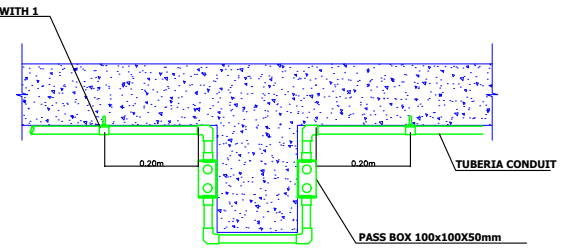
**FIXED CAMERA DETAIL  
WALL MOUNTED**



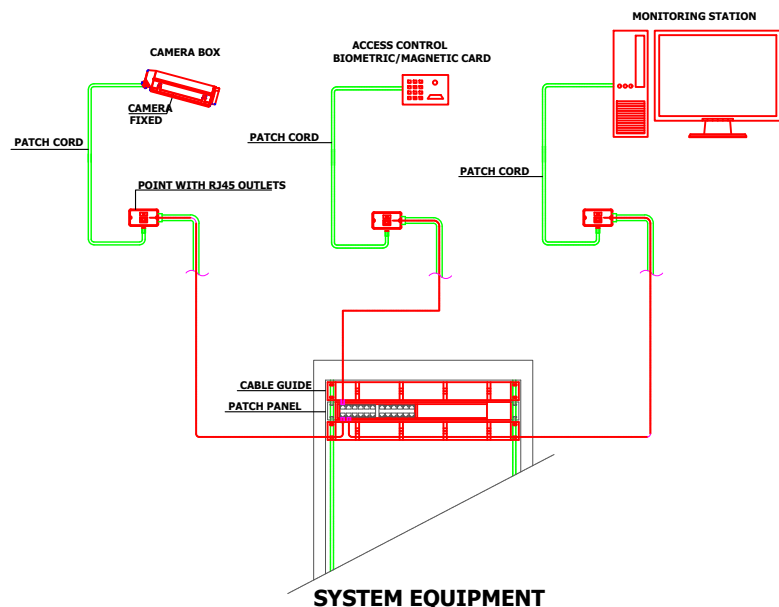
**INSTALLATION DETAIL OF  
SPEAKER WITH STROBE LIGHT IN FALSE HEAVEN**



**CONNECTION OF SEMI-DETACHED PIPES**



**CONNECTION OF ATTACHED PIPES BY BEAM**



**SYSTEM EQUIPMENT**

MEP CONSULTANT:



**WAZIR & SONS**

+92 3084343942  
http://www.wazirandsons.pk  
wazirandsonspk@gmail.com  
LDA Avenue Lahore.



PROJECT NAME:

ISLAMABAD

OWNED BY:

MR. ZAID HASSAN

DRAWING TITLE:

TYPICAL CAMERA INSTALLATION  
DETAIL

DRAWING NO:

17

DESIGNED BY:

Engr. IMRAN SAEED

DRAW BY:

MANAS

SCALE:

NTS

REVISIONS:

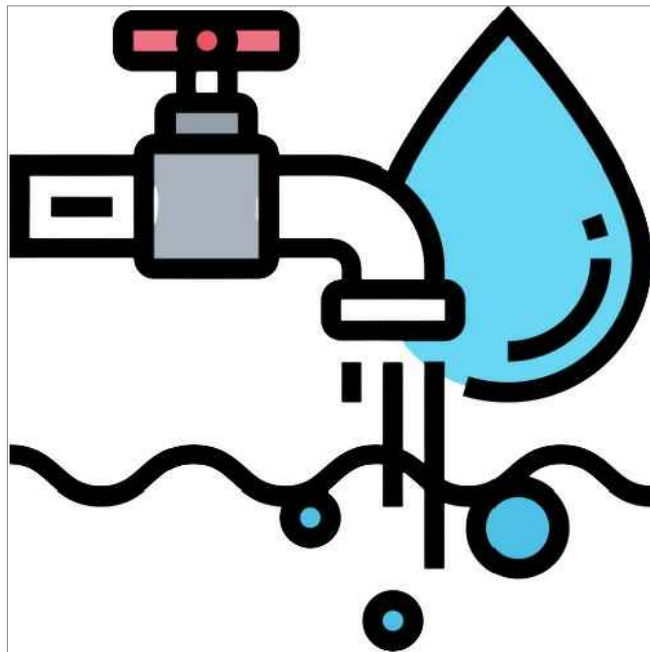
00

DATE:

14-05-2023

PUBLIC HEALTH DRAWINGS TITLE

# PROPOSED PLAN FOR HOUSE AT ISLAMABAD.



## WATER SUPPLY & SEWERAGE DRAWINGS

MEP CONSULTANT:

**WAZIR & SONS**

+92 3084343942  
<http://www.wazirandsons.pk>  
wazirandsonspk@gmail.com  
LDA Avenue Lahore.



PROJECT NAME:

ISLAMABAD

OWNED BY:

MR. ZAIB HASSAN

DRAWING TITLE:

TITLE PAGE

DRAWING NO:

00

DESIGNED BY:

Engr. M USAMA

DRAW BY:

M ANAS

SCALE:

NTS

NORTH:



DATE:

14-05-2023



# LIST OF DRAWINGS

S.NO	DESCRIPTION	DRG.NO:
001	LEGENDS	LG-1
002	GENERAL NOTES	GN-1
<b>WATER SUPPLY SYSTEM</b>		
003	WATER SUPPLY SYSTEM (GROUND FLOOR )	W.S - 1
004	WATER SUPPLY SYSTEM (1ST FLOOR )	W.S - 2
005	WATER SUPPLY SYSTEM (MUMTY FLOOR )	W.S - 3
006	WATER SUPPLY SYSTEM (TOP ROOF )	W.S - 4
007		
008		
009		
<b>SEWERAGE &amp; DRAINAGE SYSTEM</b>		
010	SEWERAGE SYSTEM (GROUND FLOOR)	W.S - 1
011	SEWERAGE SYSTEM (1ST FLOOR)	S.W - 2
012	SEWERAGE SYSTEM (MUMTY FLOOR )	S.W - 3
013	SEWERAGE SYSTEM (TOP ROOF )	S.W - 4
014		
015		
016		
<b>MISCELLANEOUS DETAILS</b>		
017	TYPICAL OVER HEAD WATER TANK PLAN, PIPES & SECTIONAL DETAILS TYPICAL UNDER GROUND WATER TANK PLAN, PIPES & SECTIONAL DETAILS TYPICAL SEPTIC TANK PLAN, PIPES & SECTIONAL DETAILS	T-1, T-2
018	TYPICAL GULLY TRAP & MANHOLE PLAN, PIPES & SECTIONAL DETAILS & MISCELLANEOUS DETAILS	A, B, C

MEP CONSULTANT:

**WAZIR & SONS**

+92 3084343942  
http://www.wazirandsons.pk  
wazirandsonspk@gmail.com  
LDA Avenue Lahore.



PROJECT NAME:

ISLAMABAD

OWNED BY:

MR. ZAIB HASSAN

DRAWING TITLE:

DRAWING LIST

DRAWING NO:

01

DESIGNED BY:

Engr. M USAMA

DRAW BY:

M ANAS

SCALE:

NTS

NORTH:


























DATE:

02-05-2023

- NO WORK SHALL BE CARRIED OUT UNLESS SHOP DRAWINGS ARE SUBMITTED BY THE CONTRACTOR AND APPROVED BY THE CONSULTANT.
- CONTRACTOR SHALL NOT PROVIDE ANY EQUIPMENT OR MATERIAL UNLESS TECHNICAL SUBMITTALS ARE SUBMITTED BY THE CONTRACTOR AND APPROVED BY THE CONSULTANT.
- THE CONTRACTOR SHALL THOROUGHLY REVIEW ALL THE DRAWINGS BEFORE START OF WORK AND SHALL COORDINATE WITH ALL OTHER DISCIPLINE AND ANY DISCREPANCY APPEARS IT SHOULD BE BROUGHT TO THE CONSULTANT'S KNOWLEDGE IMMEDIATELY.
- CONTRACTOR SHALL COORDINATE ALL WORKS WITH ELECTRICAL, STRUCTURAL & ARCHITECTURAL LAYOUTS.
- MECHANICAL SERVICES SHALL NOT CUT IN ANY STRUCTURAL BEAMS, RIBS OR ANY OTHER STRUCTURAL ELEMENTS UNLESS A PRIOR WRITTEN APPROVAL HAS BEEN TAKEN FROM THE ENGINEER.
- ALL EQUIPMENTS SHALL BE INSTALLED STRICTLY AS PER MANUFACTURER'S RECOMMENDATION.
- MECHANICAL CONTRACTOR SHALL PROVIDE SLEEVE ON ALL PIPES PENETRATING WALLS SLABS OR BEAMS.
- ALL WORK SHALL CONFORM TO THE LATEST INTERNATIONAL BUILDING CODE, AND THE REQUIREMENTS OF LOCAL AUTHORITIES.
- MANHOLE COVERS AND FRAMES ARE TO BE HEAVY DUTY IN TRAF14-05-2023C AREAS AND MEDIUM DUTY IN PEDESTRIAN AREAS.
- MANHOLES SHALL BE OF CONCERT CONSTRUCTION.
- ALL SEWAGE PIPES SHALL HAVE A MINIMUM SLOPE OF INDIRECTION OF FLOW.
- ALL PIPES UNDER TRAF14-05-2023C WILL HAVE MINIMUM 1000 mm COVER OR WALL BE ENCASED IN CONCRETE.
- ALL SANITARY APPLIANCES SHALL BE PROVIDED WITH TRAPS.
- JOINTS TO W.C. PANS SHALL BE WITH UPVC CONNECTORS & RUBBER GASKETS .
- ISOLATING VALVES SHALL BE PROVIDED TO SEPARATE THE INDIVIDUAL TOILETS, DATE VALVES SHALL BE PROVIDED TO/FROM WATER HEATERS.
- EXACT LOCATION OF WATER PIPE WORK SHALL BE DETERMINED ON SITE.
- PROVIDE ISOLATING VALVE ON ALL MAIN MID RANCH LINES FOR MAINTENANCE.
- IN SEWERAGE SYSTEM THE PIPE DIAMETERS ARE INDICATED CONTRACTOR SHALL USE ADEQUATE PIPES SIZE, SPECIALLY WHEN USING PLASTIC PIPES TO ACCOUNT FOR PIPE WALL THICKNESS.
- CONTRACTOR TO PROVIDE OVERFLOW. TEST PIPE WARNING OF LEVEL AND DRAIN CONNECTION.
- ALL ELECTRICAL POWER AND CONTROL WIRING/CONDUITING FROM M.C.C. TD EQUIPMENTS SHALL BE CARRIED OUT BY ELECTRICAL CONTRACTOR.
- CONTRACTOR TO PROVIDE CLEAN OUTS AT EVERY 15 METER OF PIPE RUN EVEN IF IT IS NOT MENTIONED IN THE DRAWINGS.
- FOR COLD AND HOT SEWERAGE PPR PN-20 PIPES SHALL BE USED.
- ALL EXPOSED COLD AND HOT WATER PIPING SHALL BE GI (IL) MEDIUM CLASS.
- FOR SEWERAGE SYSTEM UPVC (SWV) NON-PRESSURE PIPES AND 14-05-2023TTINGS SHALL BE USED.
- FOR DRAINAGE SYSTEM PVC NON-PRESSURE PIPES AND 14-05-2023TTINGS CLASS-B, SHALL BE USED.

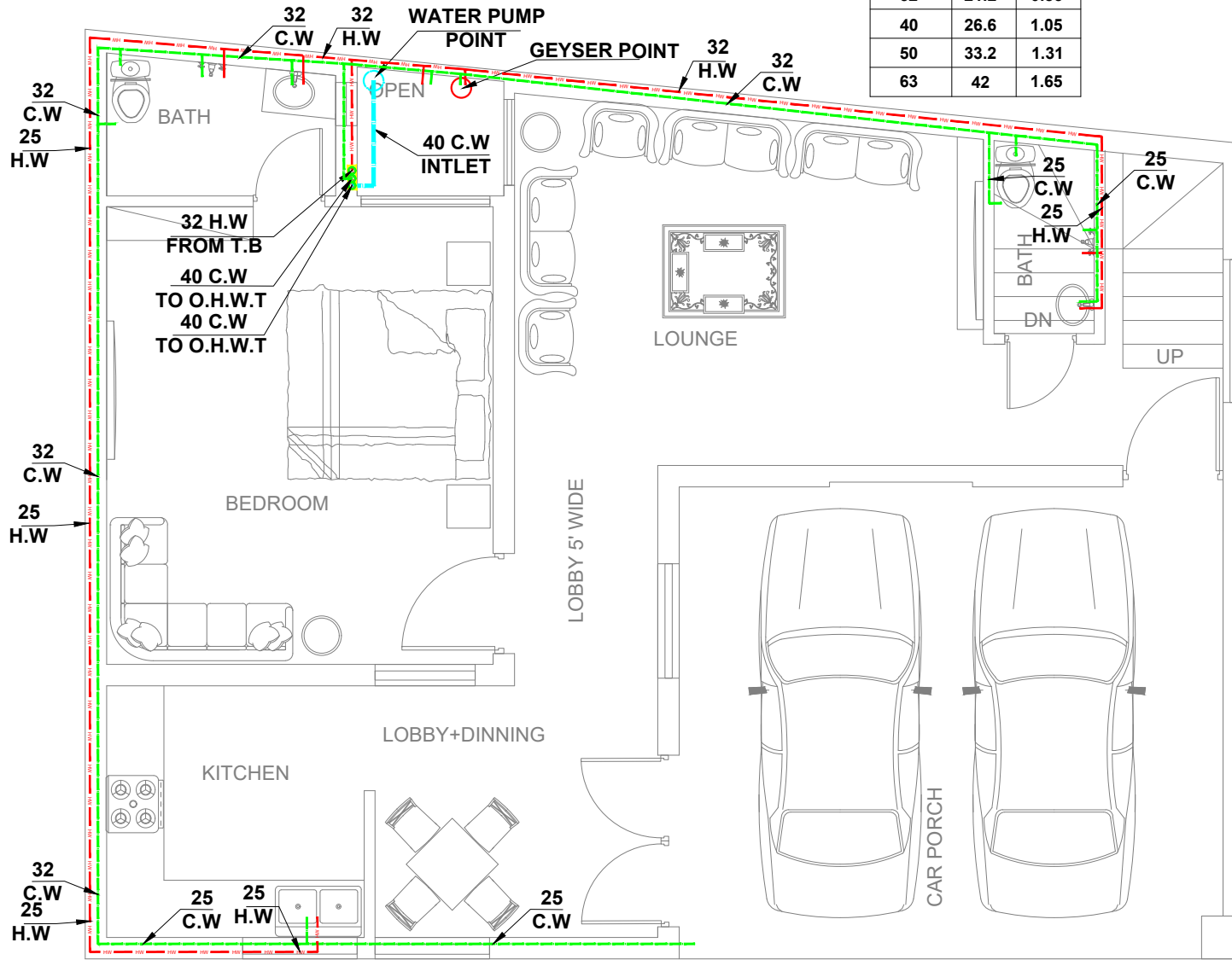
## PLUMBING LEGENDS

SYMBOLS	DESCRIPTION	14-05-2023TTING & VALUES	SYMBOL'S DESCRIPTION																																	
	SP SOIL WATER PIPE		MU MAKE UP PIPE																																	
	WP WASTE WATER PIPE		F/A FROM ABOVE																																	
	MP MAIN WATER PIPE		F/B FROM BELOW																																	
	FD FLOOR DRAIN		T/A TO ABOVE																																	
	COP CLEAN OUT PLUG ABOVE CEILING		T/B TO BELOW																																	
	MH MAIN HOLE		<b>WATER SUPPLY PIPE DIA</b>																																	
	KH KHURA		<b>SEWERAGE PIPE SLOPE</b>																																	
	CW COLD WATER PIPE	<table border="1" style="margin: auto;"> <thead> <tr> <th>PIPE DIA (INCH)</th> <th>SLOPE</th> </tr> </thead> <tbody> <tr><td>3"</td><td>1:75</td></tr> <tr><td>4"</td><td>1:100</td></tr> <tr><td>6"</td><td>1:150</td></tr> <tr><td>8"</td><td>1:175</td></tr> <tr><td>9"</td><td>1:200</td></tr> </tbody> </table>		PIPE DIA (INCH)	SLOPE	3"	1:75	4"	1:100	6"	1:150	8"	1:175	9"	1:200																					
PIPE DIA (INCH)	SLOPE																																			
3"	1:75																																			
4"	1:100																																			
6"	1:150																																			
8"	1:175																																			
9"	1:200																																			
	HW HOT WATER PIPE	<table border="1" style="margin: auto;"> <thead> <tr> <th>OUTER DIA (mm)</th> <th colspan="2">INTERNAL DIA</th> </tr> <tr> <td></td> <th>(mm)</th> <th>INCH</th> </tr> </thead> <tbody> <tr><td>20</td><td>13.2</td><td>0.52</td></tr> <tr><td>25</td><td>16.4</td><td>0.65</td></tr> <tr><td>32</td><td>21.2</td><td>0.83</td></tr> <tr><td>40</td><td>26.6</td><td>1.05</td></tr> <tr><td>50</td><td>33.2</td><td>1.31</td></tr> <tr><td>63</td><td>42</td><td>1.65</td></tr> <tr><td>75</td><td>50</td><td>1.97</td></tr> <tr><td>90</td><td>60</td><td>2.36</td></tr> <tr><td>110</td><td>73.2</td><td>2.88</td></tr> </tbody> </table>		OUTER DIA (mm)	INTERNAL DIA			(mm)	INCH	20	13.2	0.52	25	16.4	0.65	32	21.2	0.83	40	26.6	1.05	50	33.2	1.31	63	42	1.65	75	50	1.97	90	60	2.36	110	73.2	2.88
OUTER DIA (mm)	INTERNAL DIA																																			
	(mm)	INCH																																		
20	13.2	0.52																																		
25	16.4	0.65																																		
32	21.2	0.83																																		
40	26.6	1.05																																		
50	33.2	1.31																																		
63	42	1.65																																		
75	50	1.97																																		
90	60	2.36																																		
110	73.2	2.88																																		
	EG ELECTRIC GEYSER																																			
	GG GAS GEYSER																																			
	BSP BOOSTER PUMP																																			
	SMP SUBMERSIBLE PUMP																																			
	D.P AC DRAIN PIPE																																			

	<b>MEP CONSULTANT:</b>  <div style="text-align: center;"><b>WAZIR &amp; SONS</b></div>	<b>PROJECT NAME:</b> ISLAMABAD	<b>OWNED BY:</b> MR. ZAIB HASSAN	<b>DRAWING TITLE:</b> LEGENDS	<b>DESIGNED BY:</b> Engr. M USAMA	<b>NORTH:</b> 	
	+92 3084343942 <a href="http://www.wazirandsons.pk">http://www.wazirandsons.pk</a> <a href="mailto:wazirandsonspk@gmail.com">wazirandsonspk@gmail.com</a> LDA Avenue Lahore.	<b>NOTS:</b> 1- ALL DIMENSIONS ARE INCH UNLESS OTHERS WISE NOTED. 2- CONTRACTOR TO CO-ORDINATE ALL BUILDING SERVICES.	<b>DRAWING NO:</b> 02	<b>DRAW BY:</b> M ANAS	<b>SCALE:</b> NTS	<b>DATE:</b> 02-05-2023	

**WATER SUPPLY PIPE DIA**

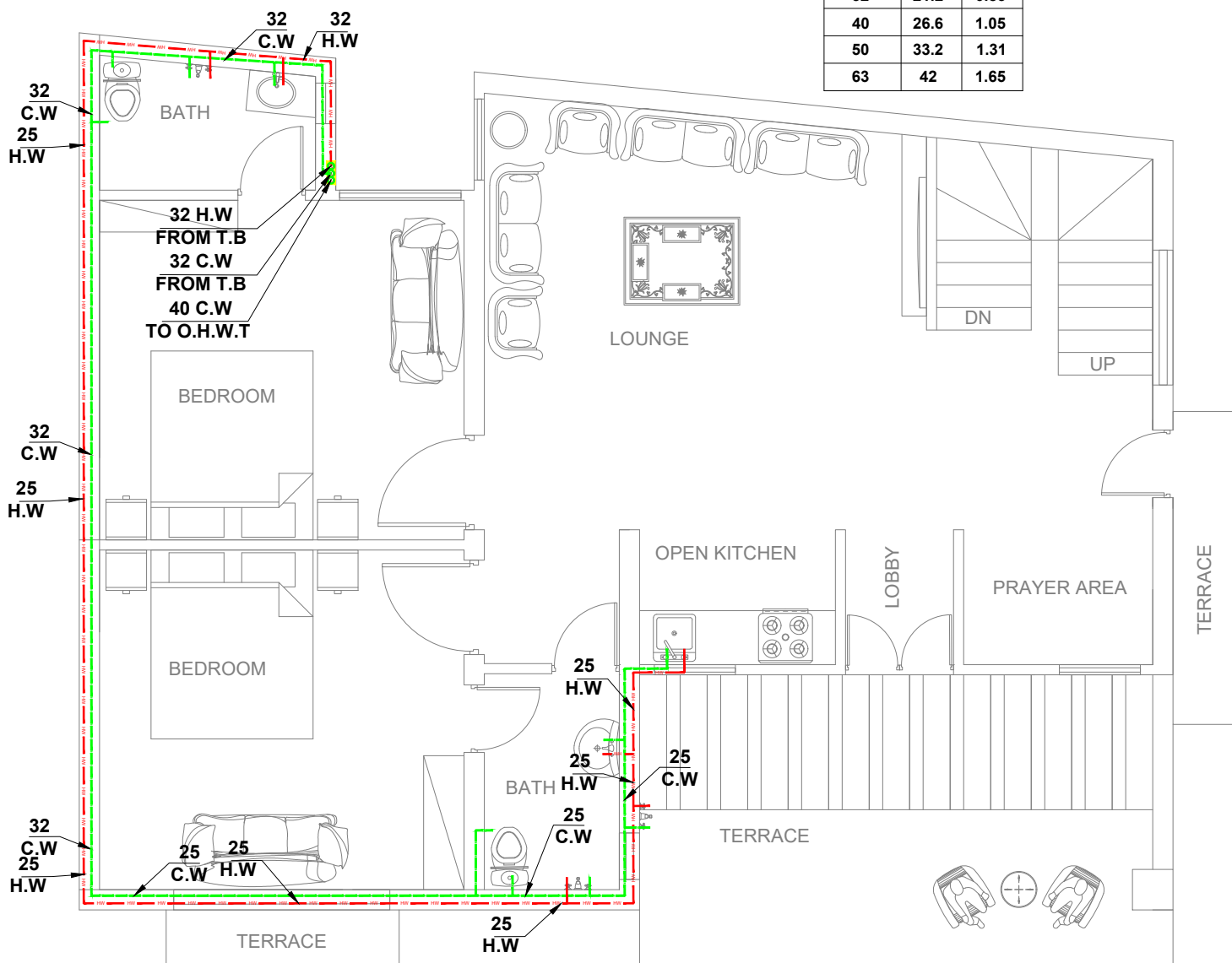
OUTER DIA (mm)	INTERNAL DIA	
	(mm)	INCH
20	13.2	0.52
25	16.4	0.65
32	21.2	0.83
40	26.6	1.05
50	33.2	1.31
63	42	1.65



GROUND FLOOR PROPOSED PLAN

**WATER SUPPLY PIPE DIA**

OUTER DIA (mm)	INTERNAL DIA	
	(mm)	INCH
20	13.2	0.52
25	16.4	0.65
32	21.2	0.83
40	26.6	1.05
50	33.2	1.31
63	42	1.65



FIRST FLOOR PROPOSED PLAN

MEP CONSULTANT:

**WAZIR & SONS**

+92 3084343942  
<http://www.wazirandsons.pk>  
 wazirandsonspk@gmail.com  
 LDA Avenue Lahore.



PROJECT NAME:

ISLAMABAD

OWNED BY:

MR. ZAIB HASSAN

DRAWING TITLE:

GROUND & 1ST FLOOR WATER SUPPLY PLAN

DRAWING NO:

03

DESIGNED BY:

Engr. M USAMA

DRAW BY:

M ANAS

SCALE:

NTS

NORTH:



DATE:

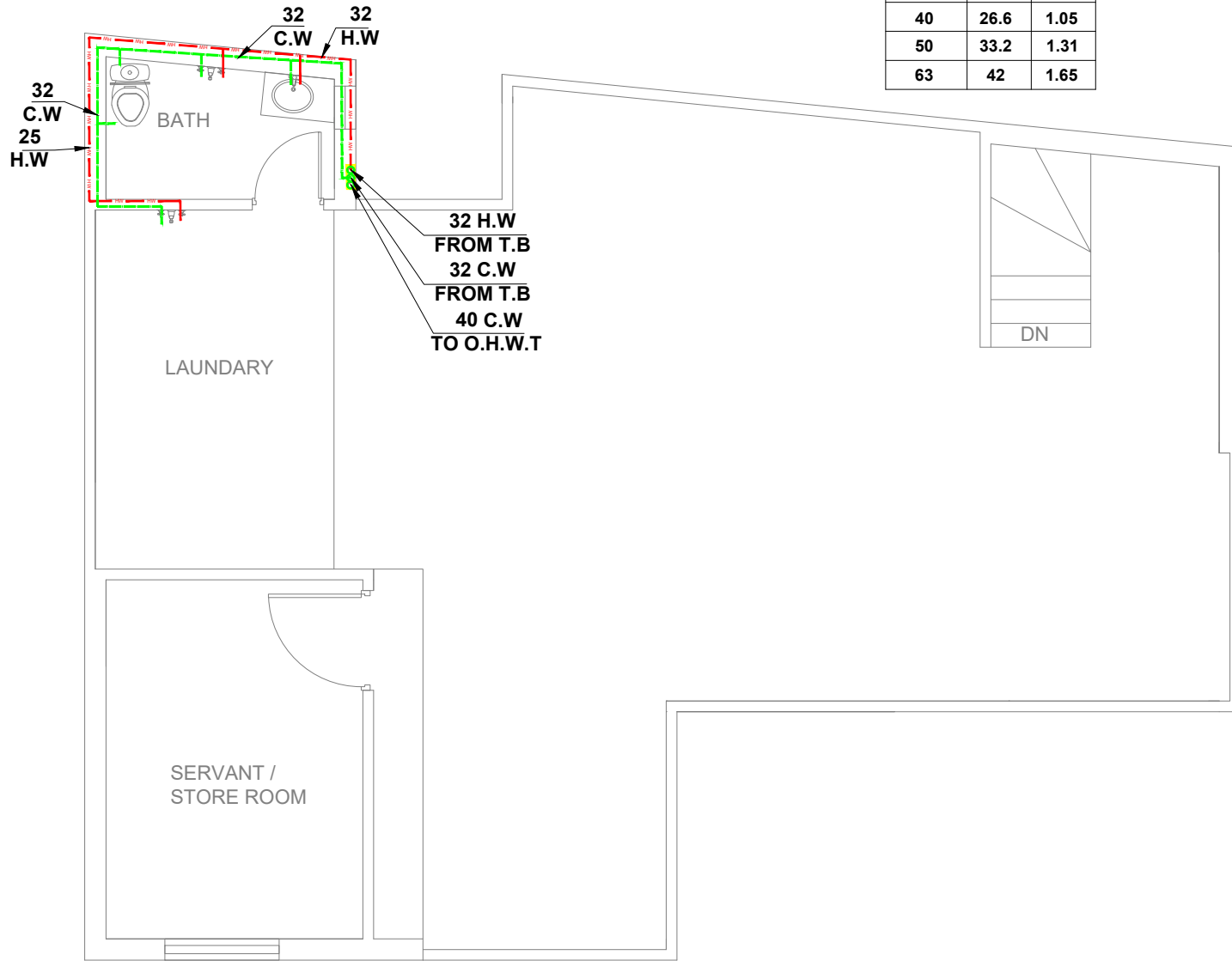
02-05-2023

**NOTS:**

- 1- ALL DIMENSIONS ARE INCH UNLESS OTHERS WISE NOTED.
- 2- CONTRACTOR TO CO-ORDINATE ALL BUILDING SERVICES.

**WATER SUPPLY PIPE DIA**

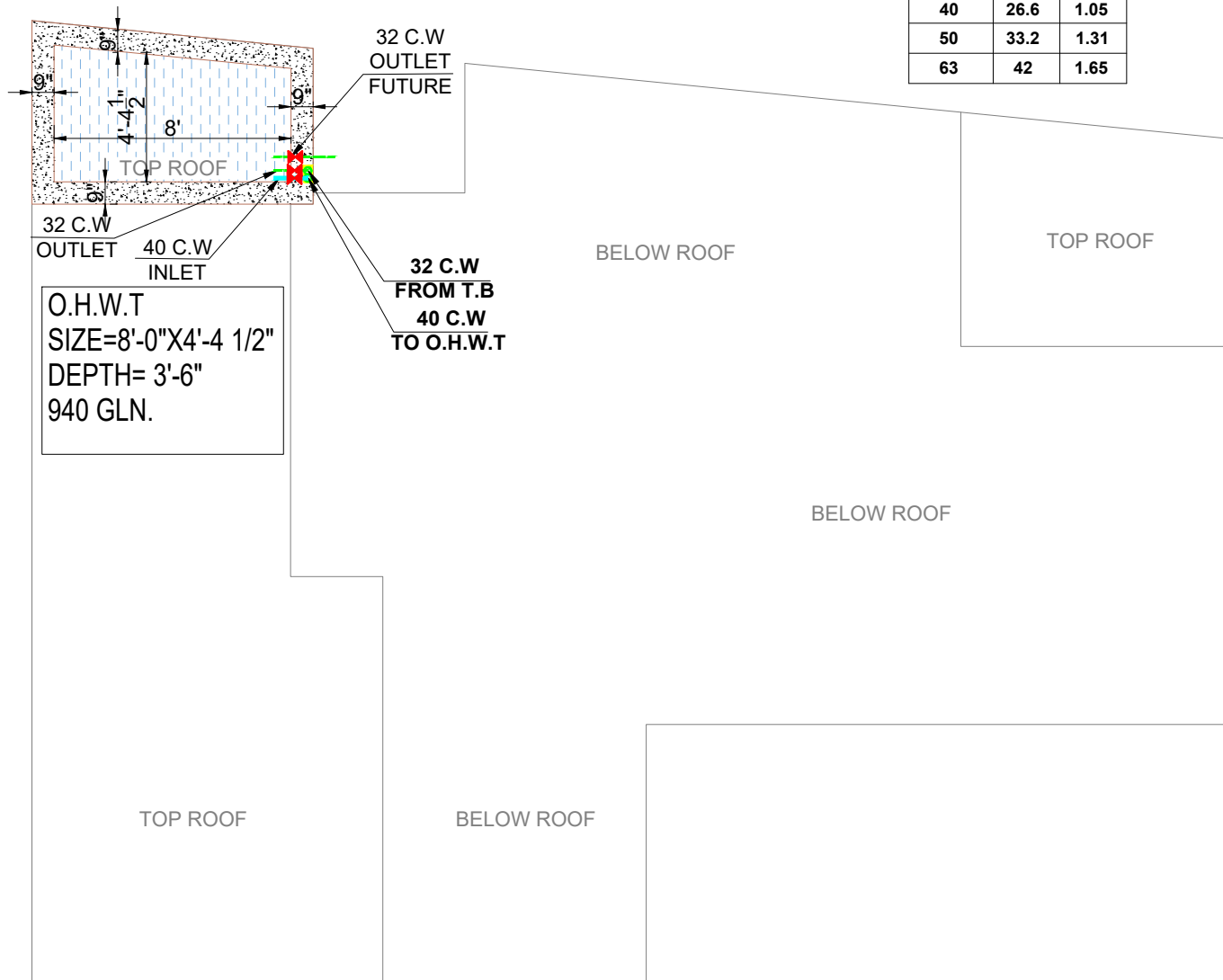
OUTER DIA (mm)	INTERNAL DIA	
	(mm)	INCH
20	13.2	0.52
25	16.4	0.65
32	21.2	0.83
40	26.6	1.05
50	33.2	1.31
63	42	1.65



TOP FLOOR PROPOSED PLAN

**WATER SUPPLY PIPE DIA**

OUTER DIA (mm)	INTERNAL DIA	
	(mm)	INCH
20	13.2	0.52
25	16.4	0.65
32	21.2	0.83
40	26.6	1.05
50	33.2	1.31
63	42	1.65



TOP ROOF PROPOSED PLAN

MEP CONSULTANT:



**WAZIR & SONS**

+92 3084343942  
<http://www.wazirandsons.pk>  
 wazirandsonspk@gmail.com  
 LDA Avenue Lahore.



PROJECT NAME:

ISLAMABAD

OWNED BY:

MR. ZAIB HASSAN

DRAWING TITLE:

TOP FLOOR & TOP ROOF WATER  
 SUPPLY PLAN

DRAWING NO:

04

DESIGNED BY:

Engr. M USAMA

DRAW BY:

M ANAS

SCALE:

NTS

NORTH:

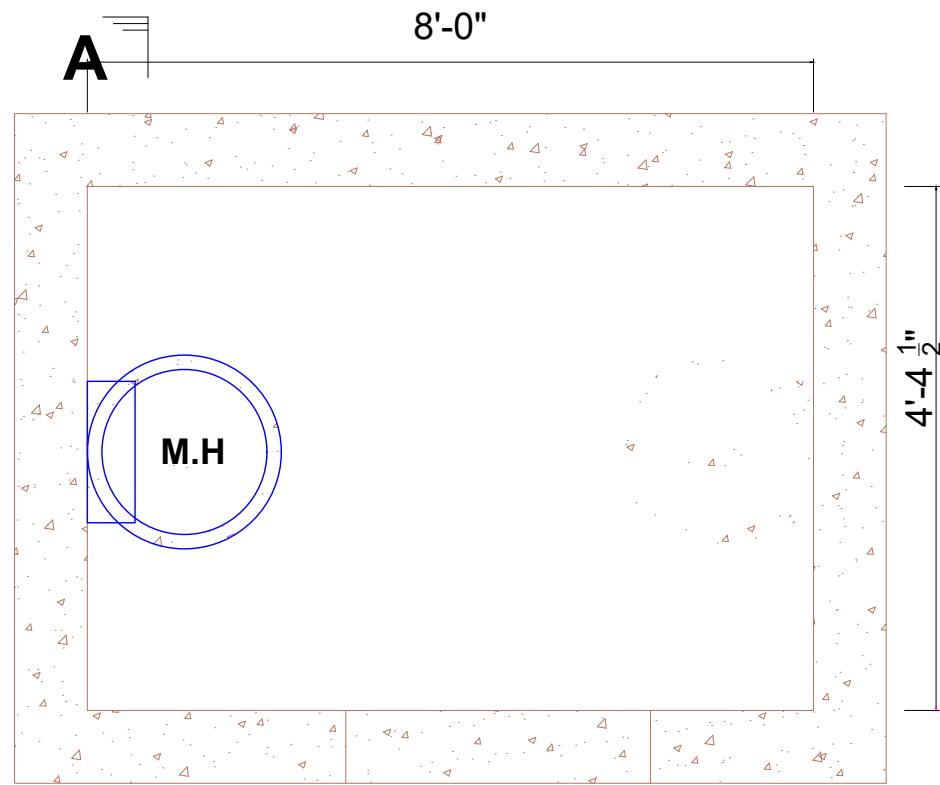


DATE:

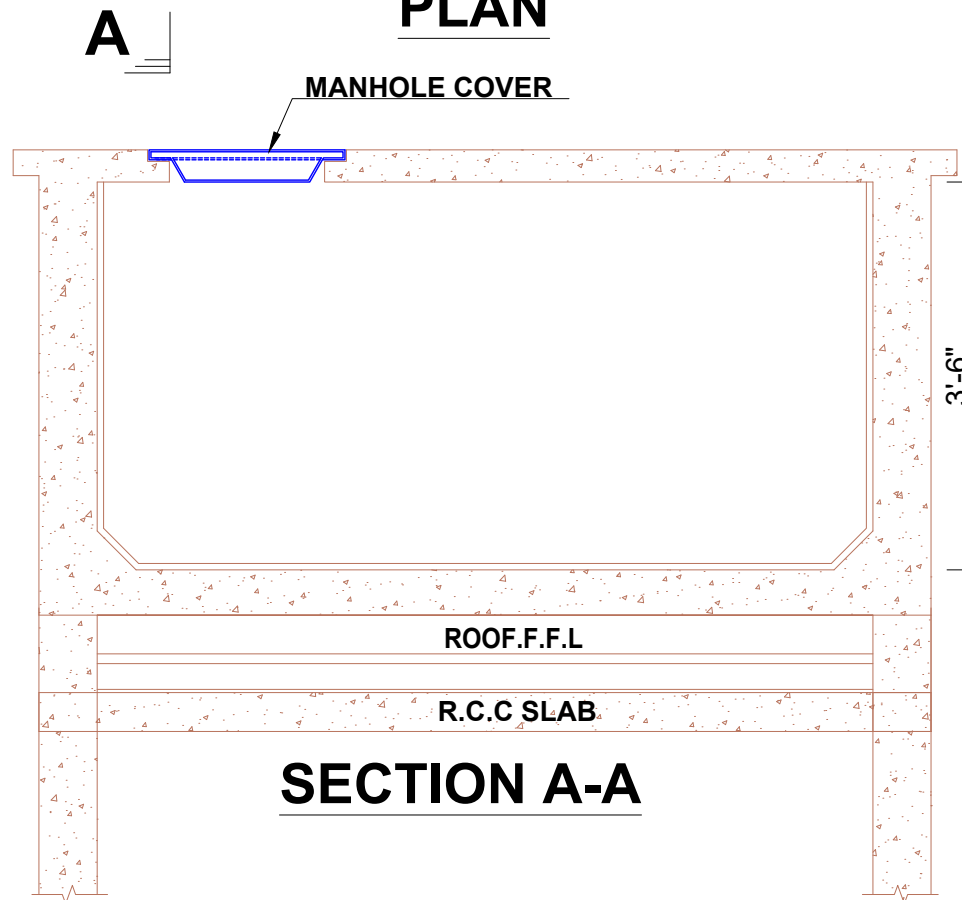
02-05-2023

**NOTS:**

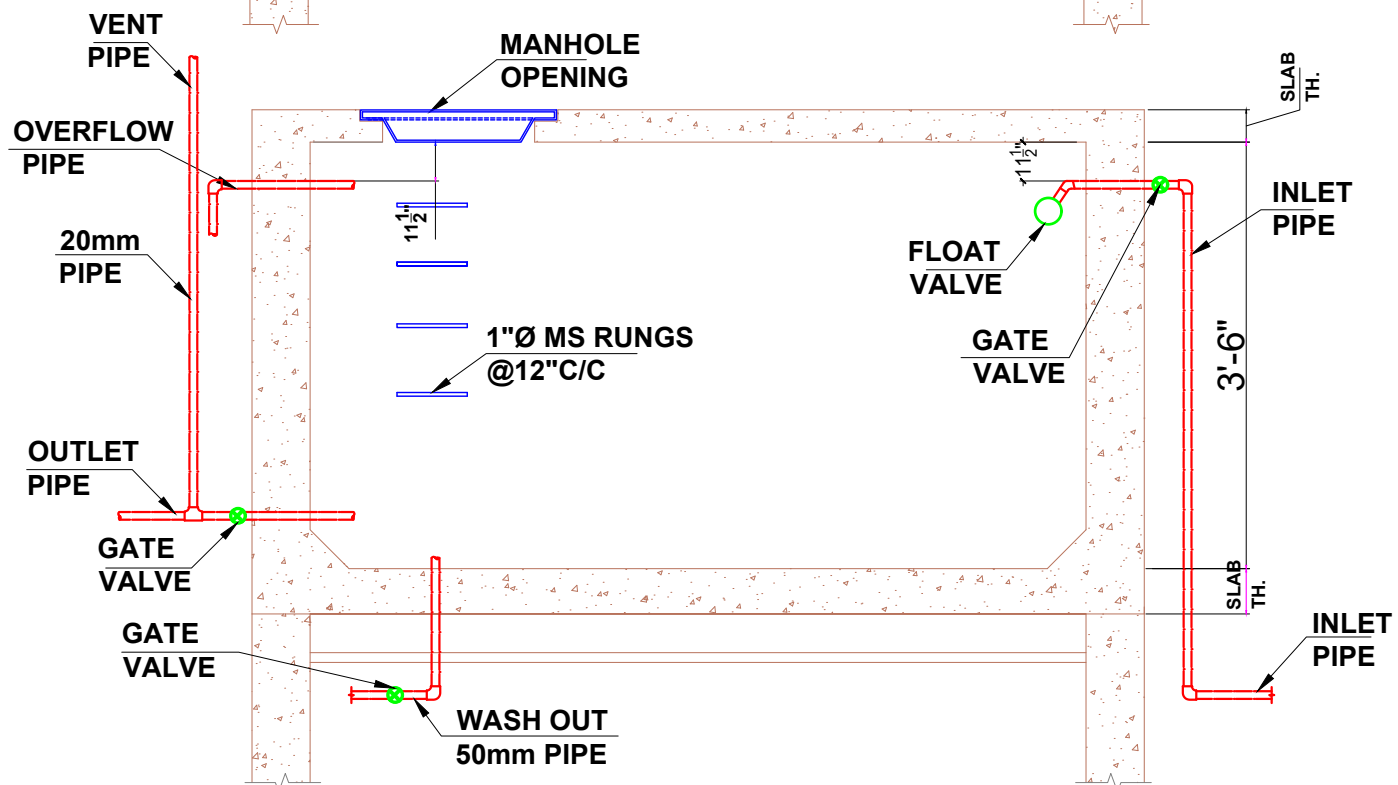
- 1- ALL DIMENSIONS ARE INCH UNLESS OTHERS WISE NOTED.
- 2- CONTRACTOR TO CO-ORDINATE ALL BUILDING SERVICES.



**PLAN**



**SECTION A-A**



**TYP.OVER HEAD WATER TANK PIPE DETAIL**

MEP CONSULTANT:

**WAZIR & SONS**

+92 3084343942  
<http://www.wazirandsons.pk>  
 wazirandsonspk@gmail.com  
 LDA Avenue Lahore.



PROJECT NAME:

ISLAMABAD

OWNED BY:

MR. ZAIB HASSAN

DRAWING TITLE:

TANKS DETAIL

DRAWING NO:

07

DESIGNED BY:

Engr. M USAMA

DRAW BY:

M ANAS

SCALE:

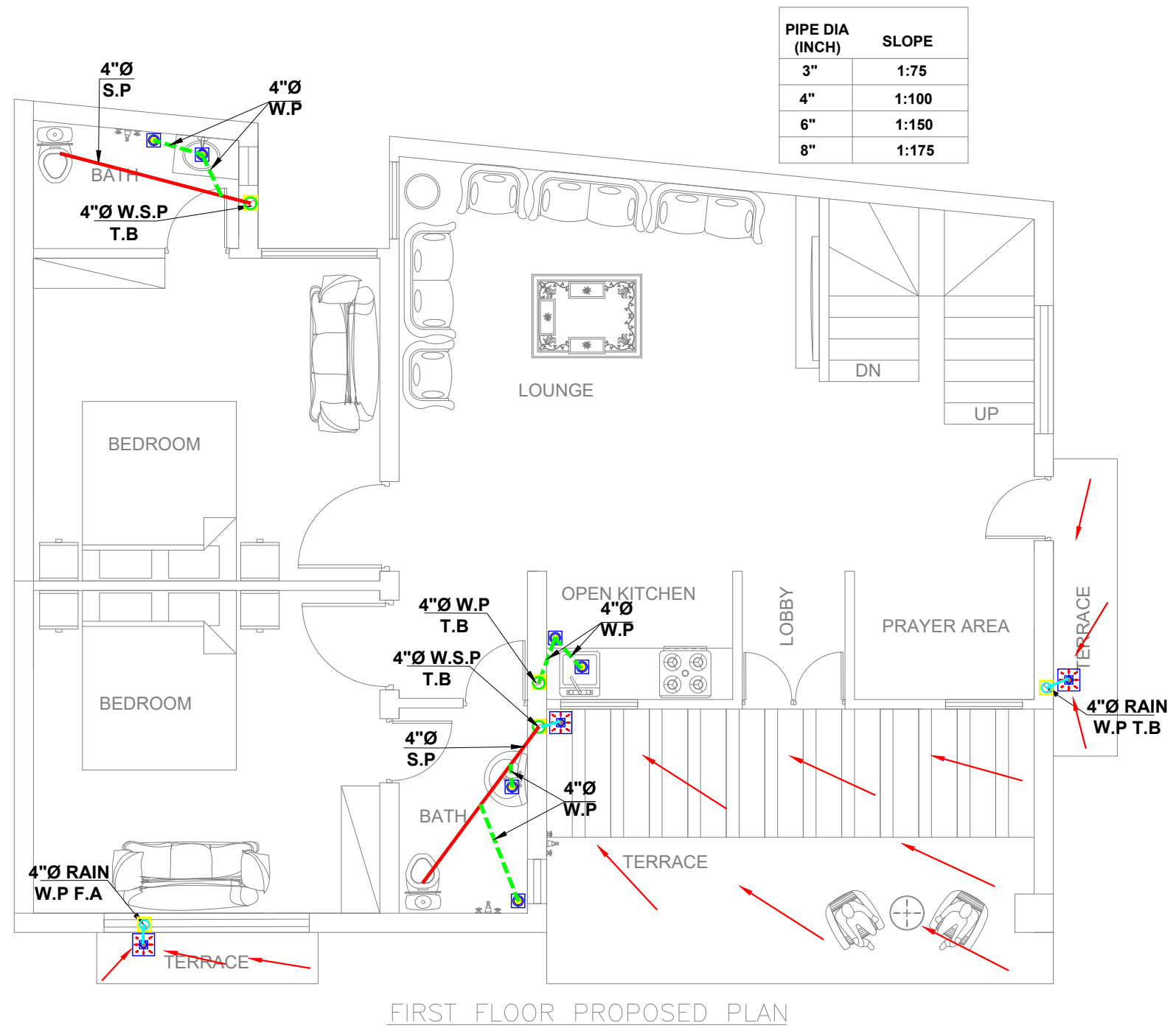
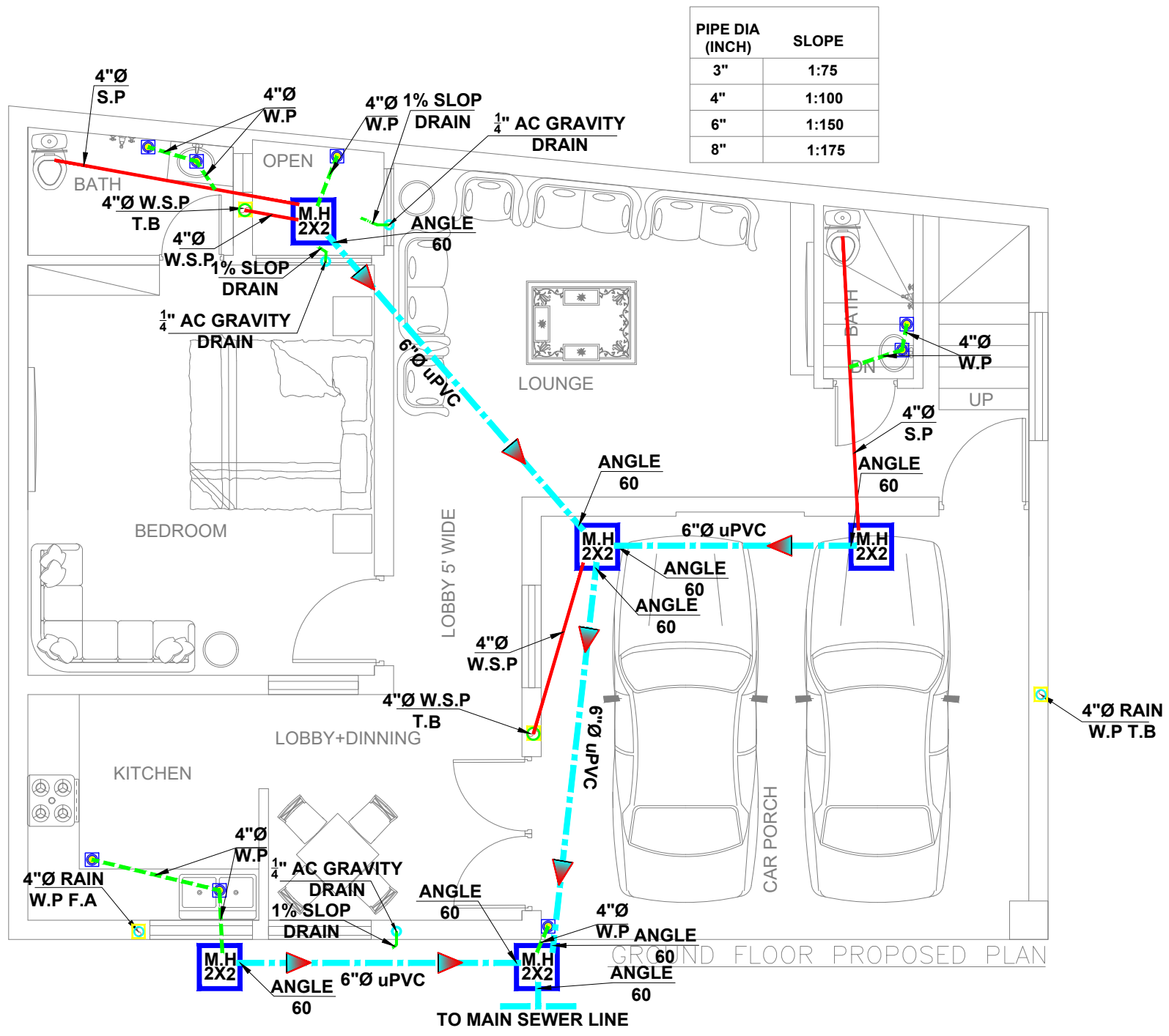
NTS

NORTH:



DATE:

02-05-2023



**WAZIR & SONS**  
 +92 3084343942  
 http://www.wazirandsons.pk  
 wazirandsonspk@gmail.com  
 LDA Avenue Lahore.

**MEP CONSULTANT:**  
**WAZIR & SONS**

**PROJECT NAME:**  
 ISLAMABAD

**NOTS:**  
 1- ALL DIMENSIONS ARE INCH UNLESS OTHERS WISE NOTED.  
 2- CONTRACTOR TO CO-ORDINATE ALL BUILDING SERVICES.

**OWNED BY:**  
 MR. ZAIB HASSAN

**DRAWING TITLE:**  
 GROUND & 1ST FLOOR SEWERAGE DRAIN PLAN

**DRAWING NO:**  
 05

**DESIGNED BY:**  
 Engr. M USAMA

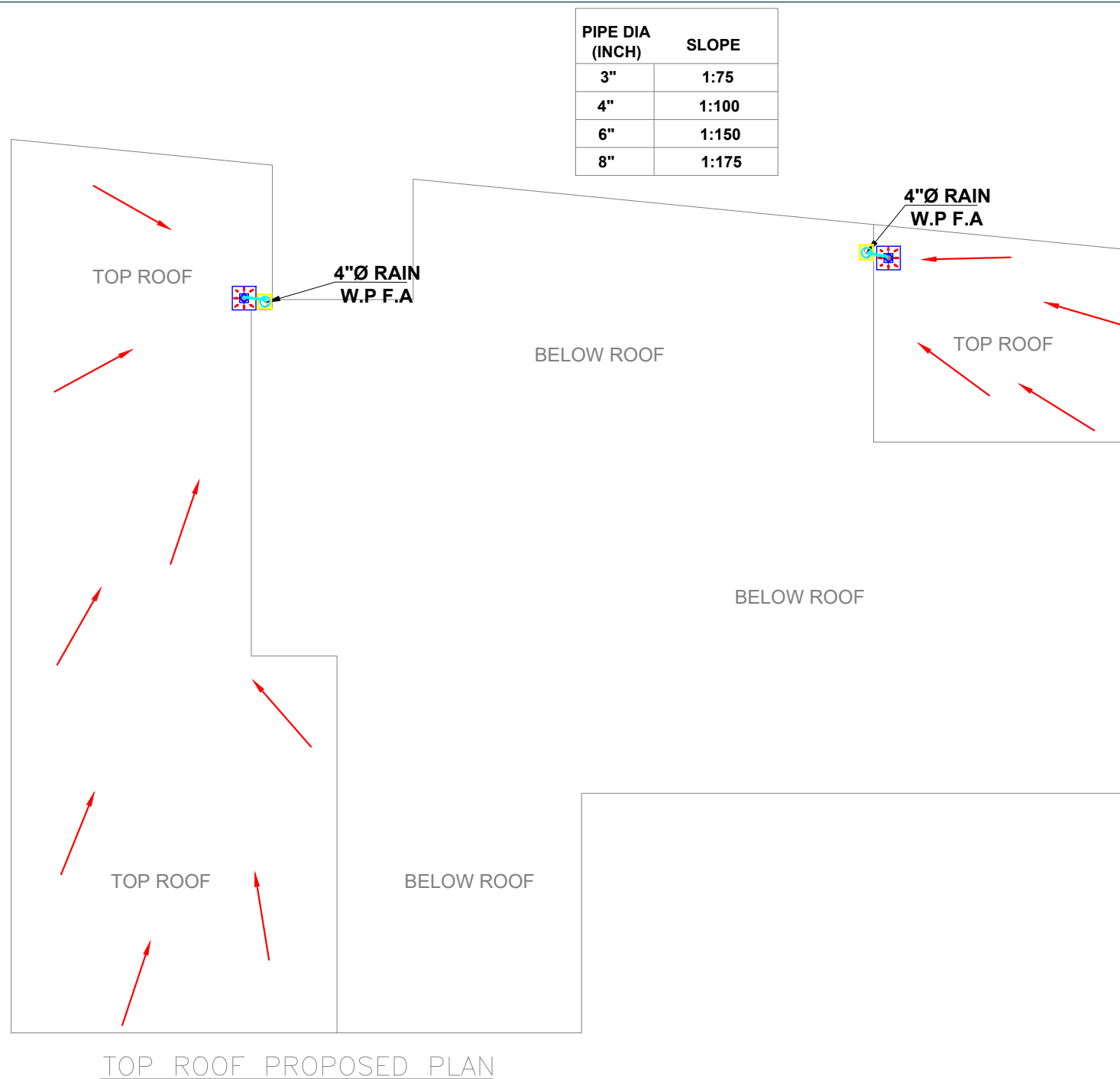
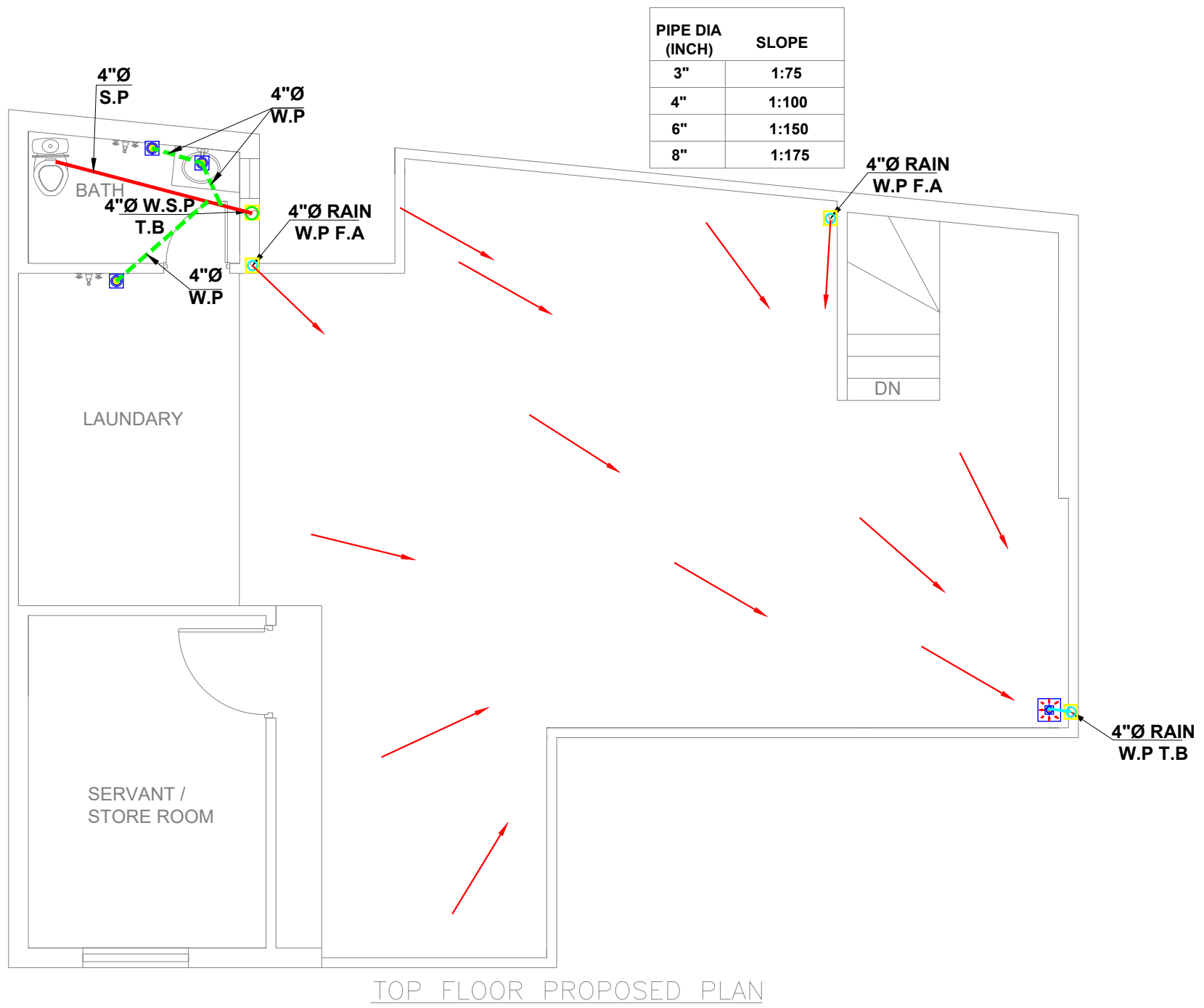
**DRAW BY:**  
 M ANAS

**SCALE:**  
 NTS

**NORTH:**

**DATE:**  
 02-05-2023





MEP CONSULTANT:



**WAZIR & SONS**

+92 3084343942  
<http://www.wazirandsons.pk>  
 wazirandsonspk@gmail.com  
 LDA Avenue Lahore.



PROJECT NAME:

ISLAMABAD

OWNED BY:

MR. ZAIB HASSAN

DRAWING TITLE:

TOP FLOOR & TOP ROOF SEWERAGE  
 DRAIN PLAN

DRAWING NO:

06

DESIGNED BY:

Engr. M USAMA

DRAW BY:

M ANAS

SCALE:

NTS

NORTH:

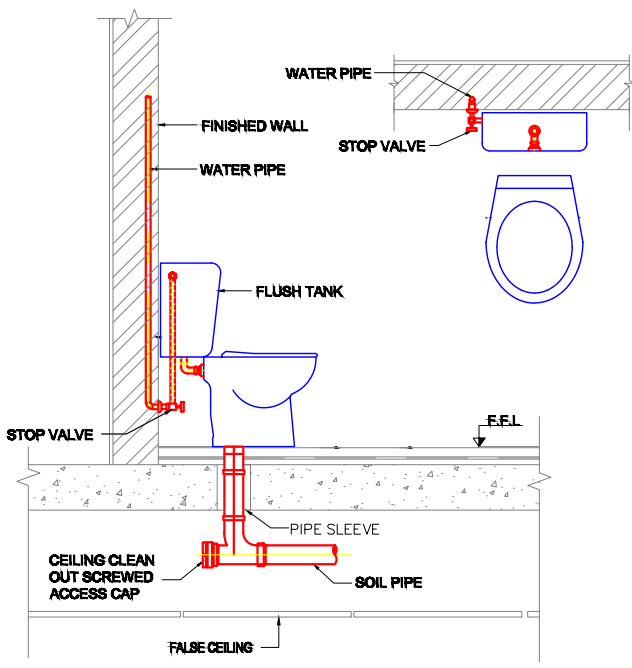


DATE:

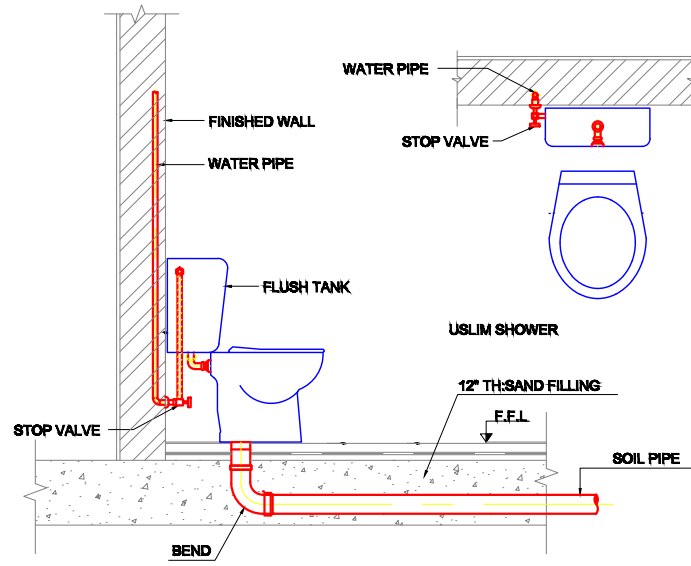
02-05-2023

NOTS:

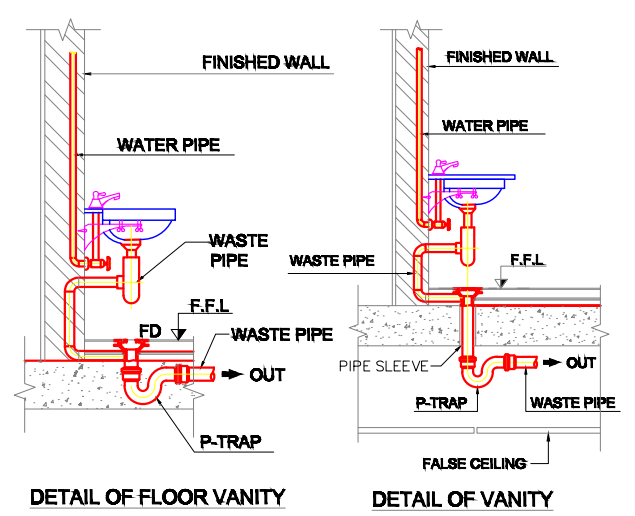
- 1- ALL DIMENSIONS ARE INCH UNLESS OTHERS WISE NOTED.
- 2- CONTRACTOR TO CO-ORDINATE ALL BUILDING SERVICES.



DETAIL OF ENGLISH WATER CLOSET (FLAT SLAB)

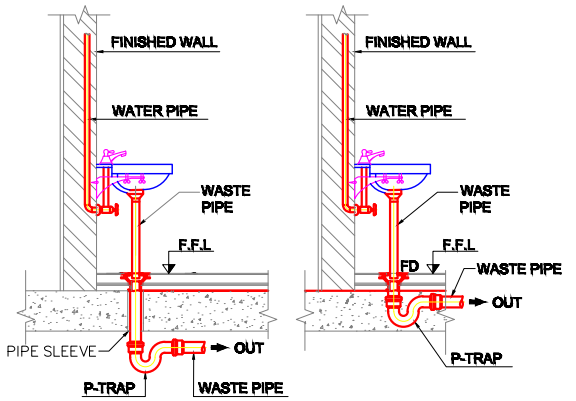


DETAIL OF ENGLISH WATER CLOSET (SUNKEN SLAB)



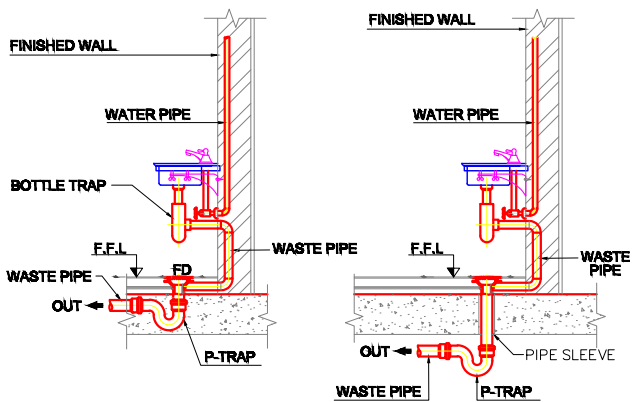
DETAIL OF FLOOR VANITY

DETAIL OF VANITY



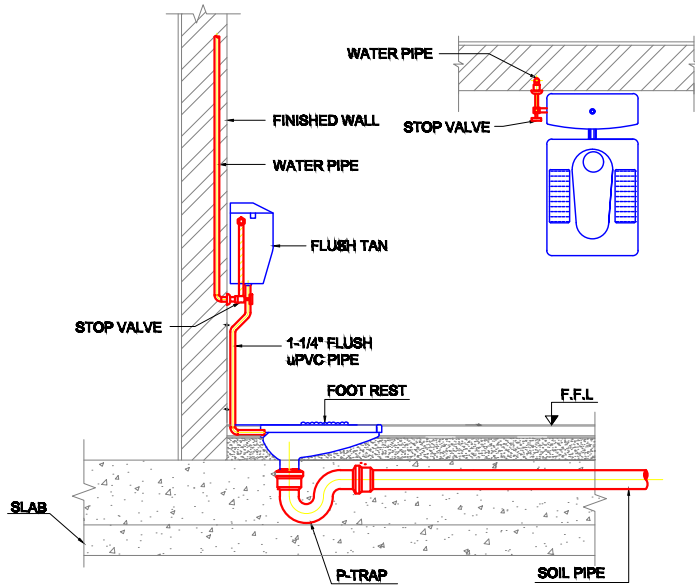
DETAIL OF WASH BASIN

DETAIL OF FLOOR WASH BASIN

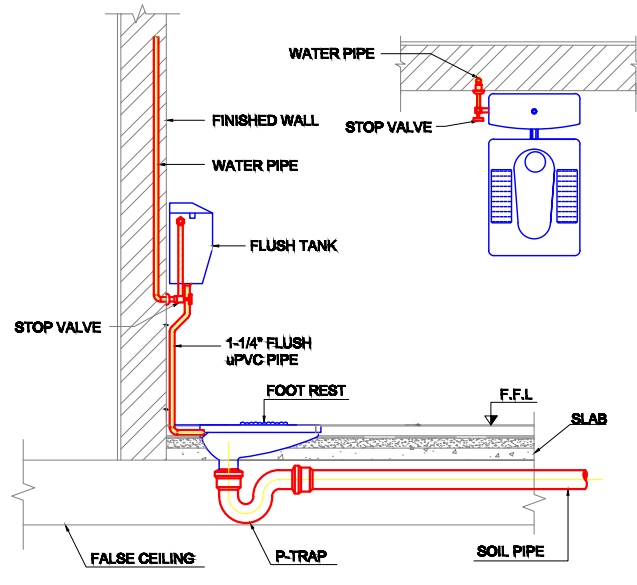


DETAIL OF FLOOR KITCHEN SINK

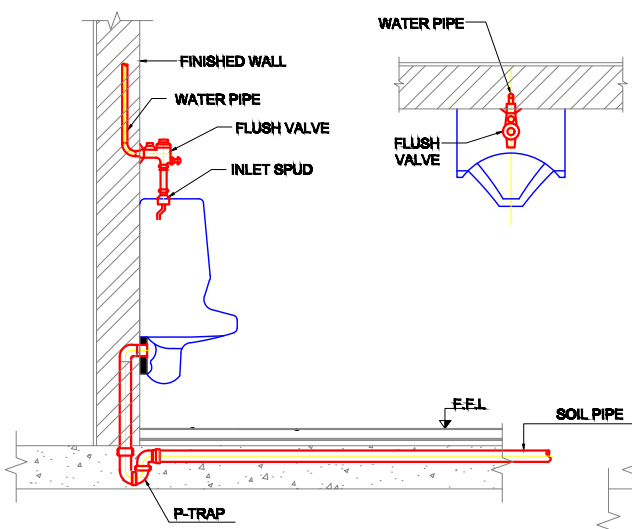
DETAIL OF KITCHEN SINK



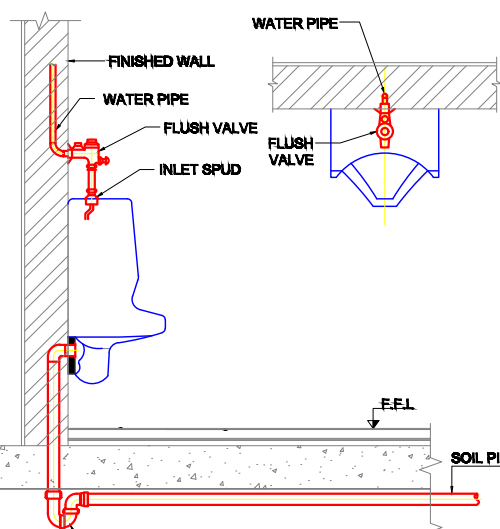
DETAIL OF INDIAN WATER CLOSET (SUNKEN SLAB)



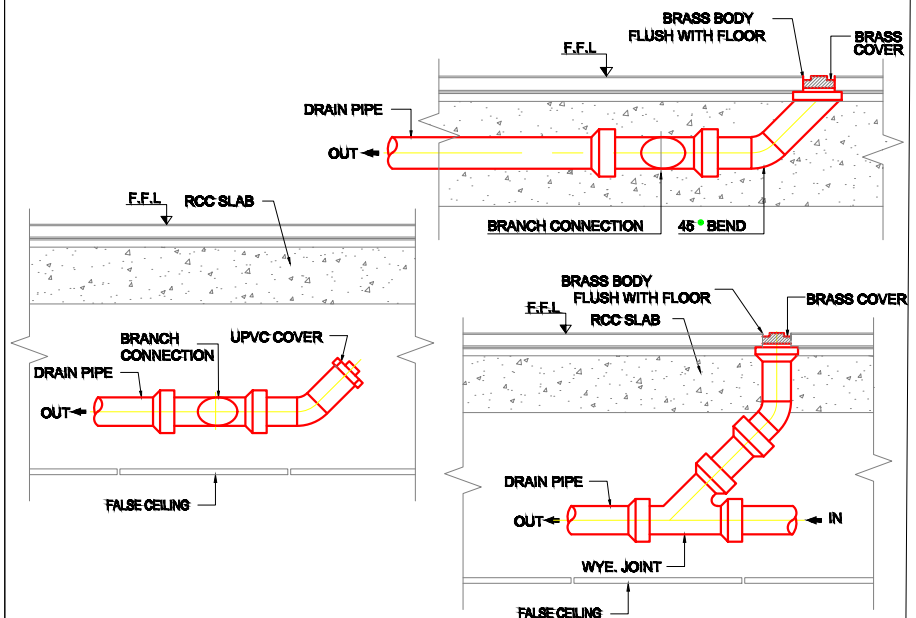
DETAIL OF INDIAN WATER CLOSET (FLAT SLAB)



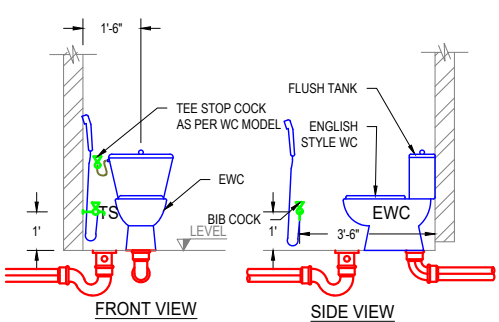
DETAIL OF WALL HANG URINAL (SUNKEN SLAB)



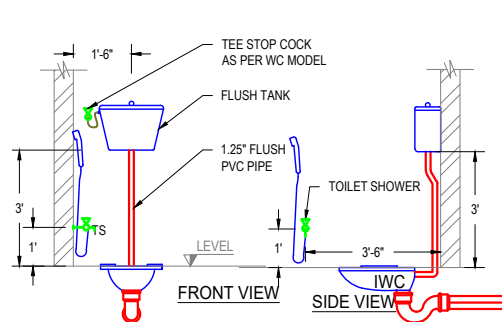
DETAIL OF WALL HANG URINAL (FLAT SLAB)



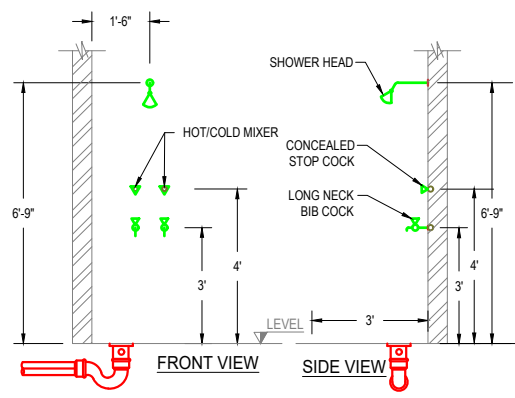
CLEAN OUT PLUG DETAIL



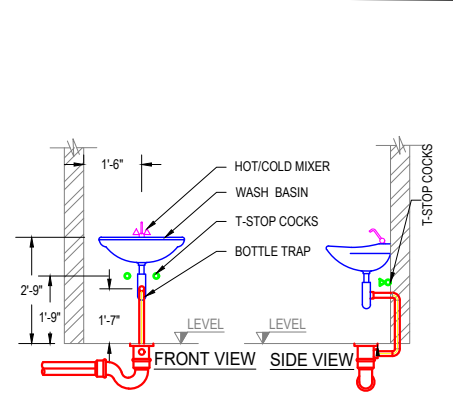
STANDARD 14-05-2023XING DIMENSIONS OF ENGLISH STYLE WATER CLOSET, (EWC)



STANDARD 14-05-2023XING DETAIL OF INDIAN STYLE WATER CLOSET, (IWC)



STANDARD 14-05-2023XING DETAILS OF SHOWER WITH FLOOR TRAP



STANDARD 14-05-2023XING DIMENSION OF WASH BASIN WITH BOTTLE TRAP

MEP CONSULTANT:

WAZIR & SONS

+92 3084343942  
http://www.wazirandsons.pk  
wazirandsonspk@gmail.com  
LDA Avenue Lahore.

PROJECT NAME:

ISLAMABAD

OWNED BY:

MR. ZAIB HASSAN

DRAWING TITLE:

BATHROOM INSTALLATION  
DETAIL

DRAWING NO:

12

DESIGNED BY:

Engr. M USAMA

DRAW BY:

M ANAS

SCALE:

NTS

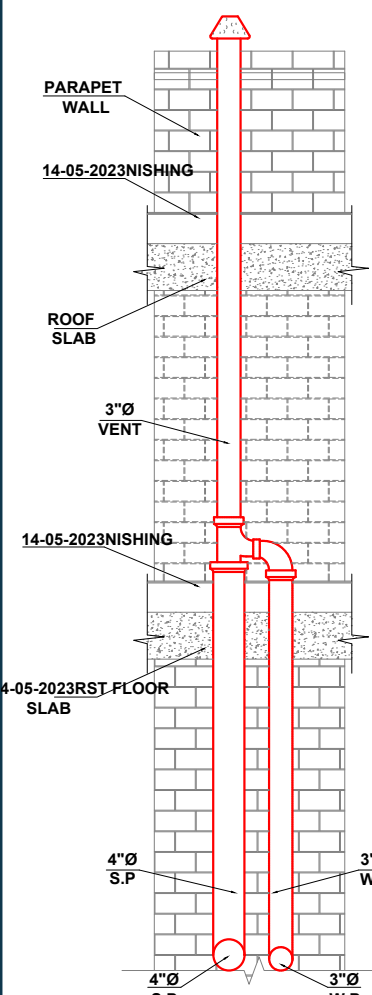
NORTH:



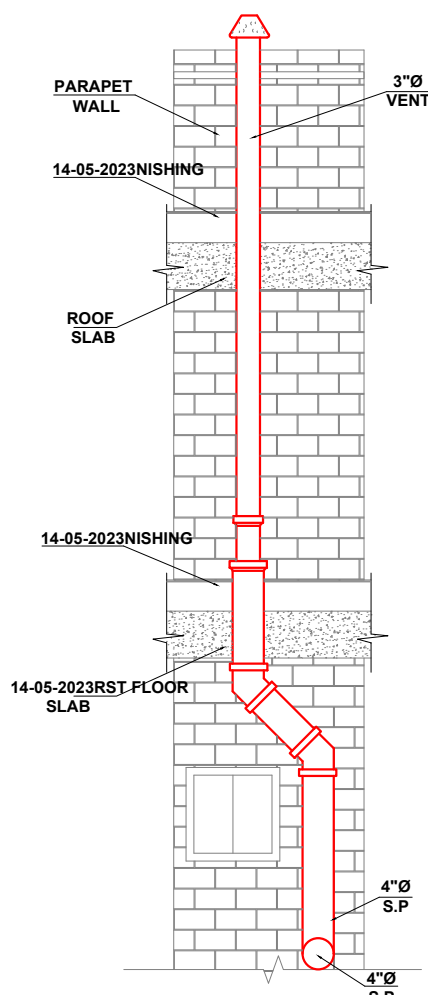
DATE:

02-05-2023

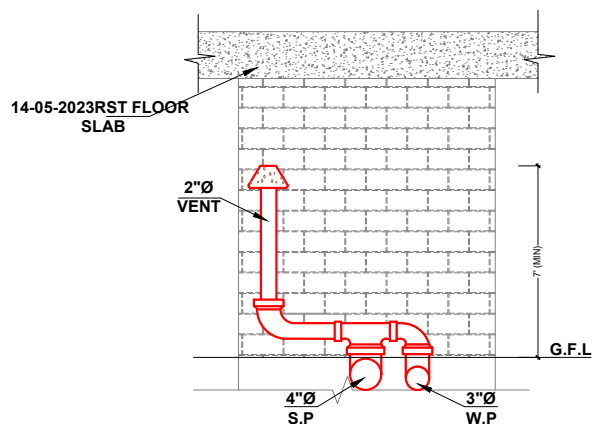




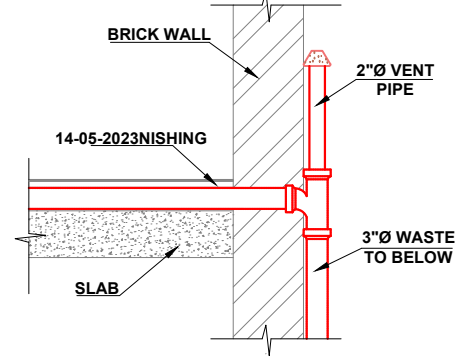
TYP. VENT PIPE DETAIL-(4)



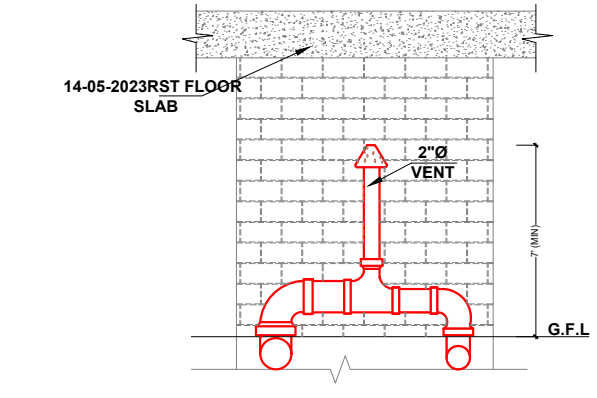
TYP. VENT PIPE DETAIL-(5)



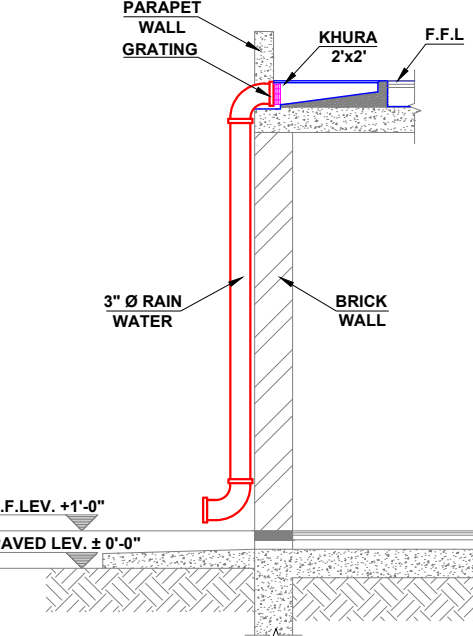
TYP. VENT PIPE DETAIL-(6)



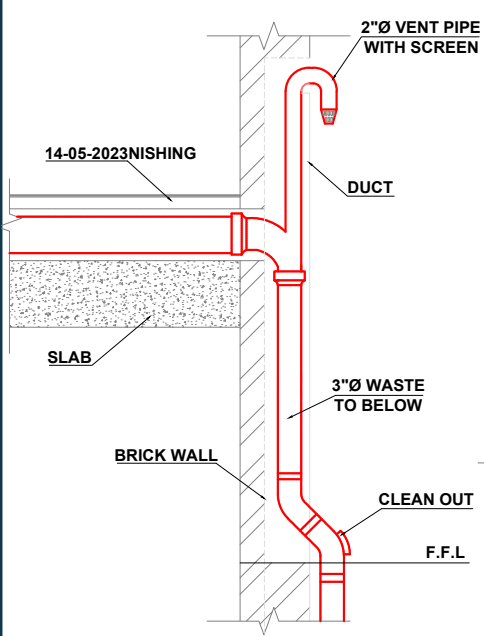
TYP. VENT PIPE DETAIL-(3)



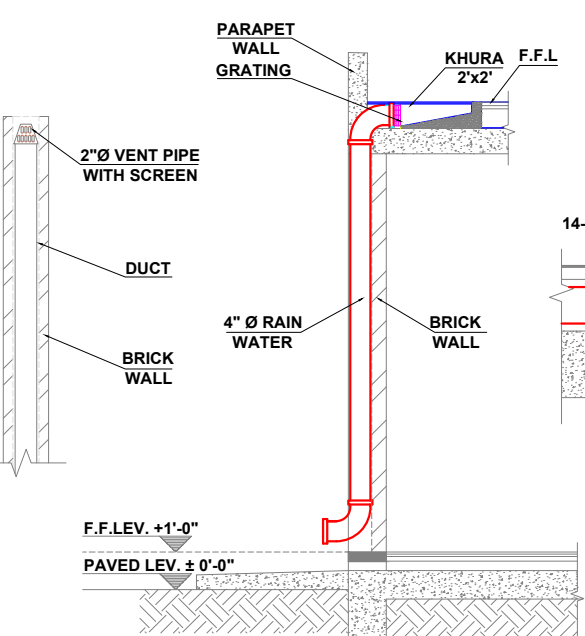
TYP. VENT PIPE DETAIL-(7)



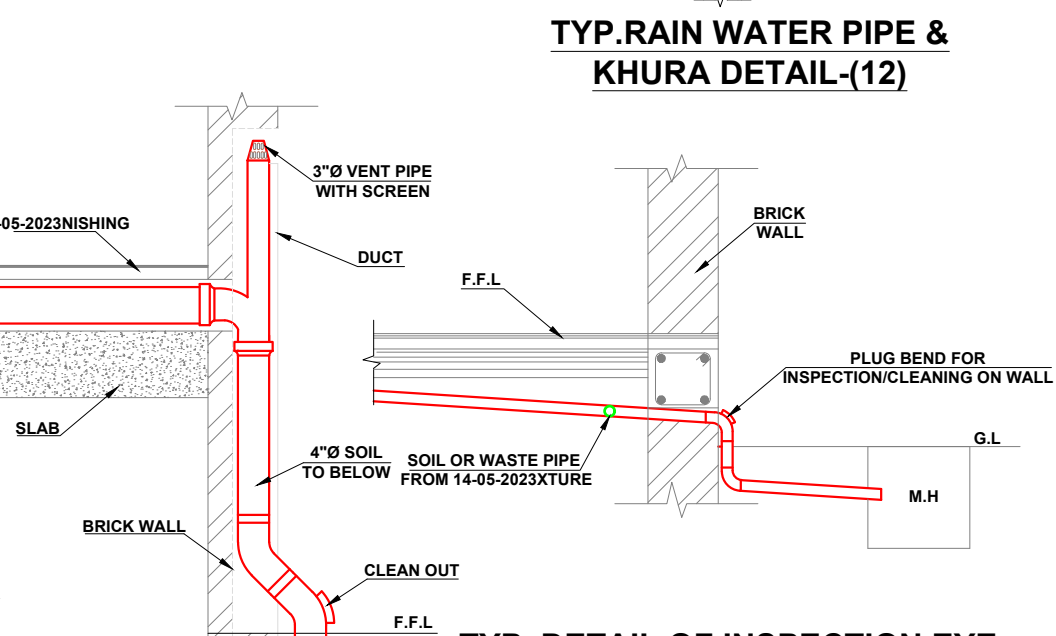
TYP. RAIN WATER PIPE & KHURA DETAIL-(12)



TYP. VENT PIPE DETAIL-(8,9)

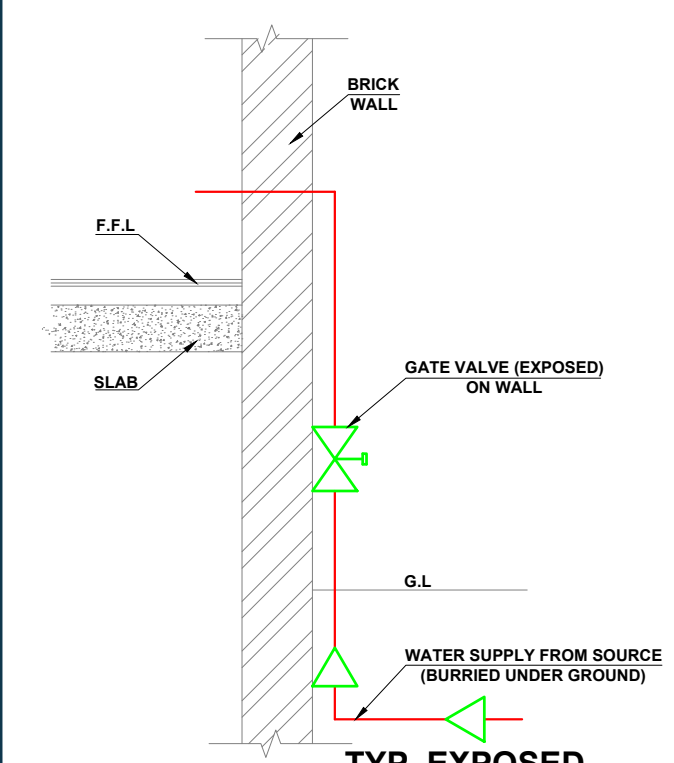


TYP. RAIN WATER PIPE & KHURA DETAIL-(10)

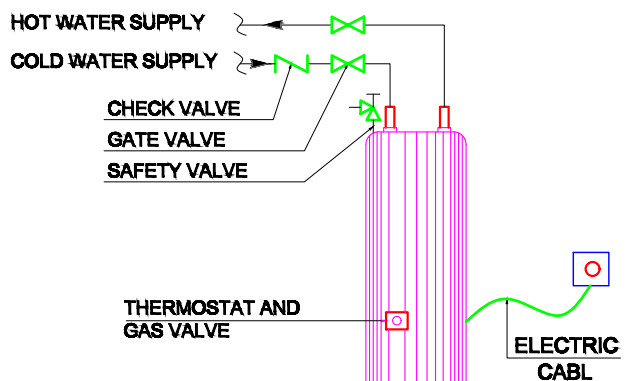


TYP. VENT PIPE DETAIL-(11)

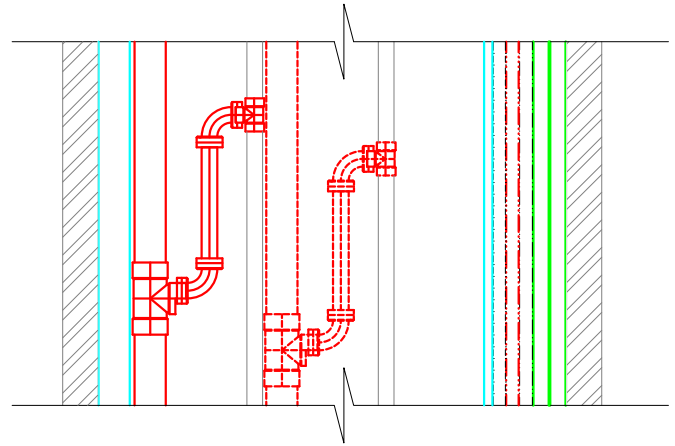
TYP. DETAIL OF INSPECTION EYE BEND ON SOIL OR WASTE PIPE AND ITS CONNECTION TO MAN HOLE



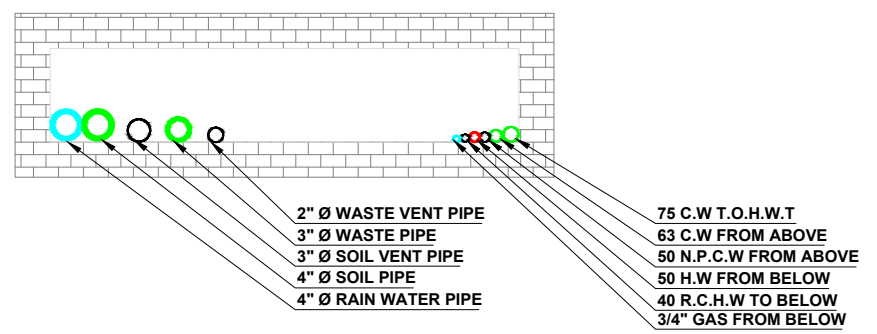
TYP. EXPOSED GATE VALVE



ELECTRIC HOT WATER GEYSER

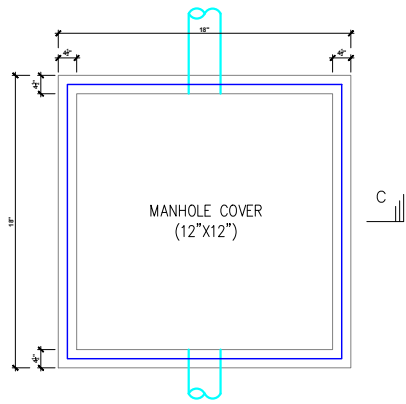


DUCT SECTION

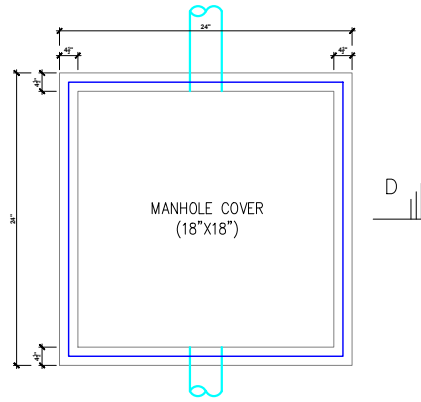


DUCT PLAN

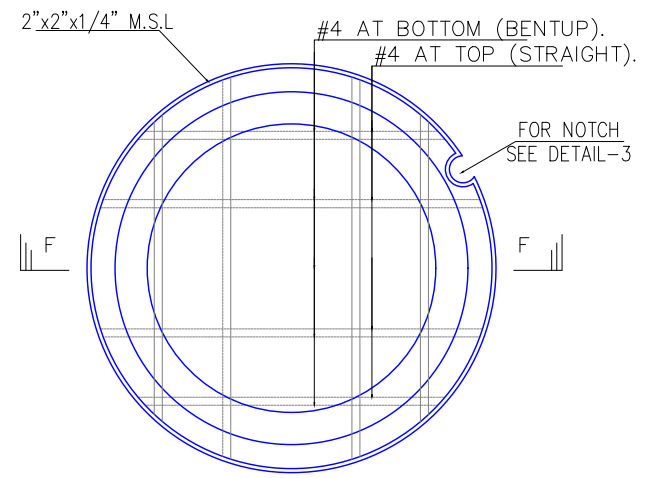
<p><b>WAZIR &amp; SONS</b></p> <p>+92 3084343942  <a href="http://www.wazirandsons.pk">http://www.wazirandsons.pk</a>  <a href="mailto:wazirandsonspk@gmail.com">wazirandsonspk@gmail.com</a>          LDA Avenue Lahore.</p>	<p>MEP CONSULTANT:</p>	<p>PROJECT NAME:</p> <p>ISLAMABAD</p>	<p>OWNED BY:</p> <p>MR. ZAIB HASSAN</p>	<p>DRAWING TITLE:</p> <p>MATERIAL DETAIL</p>	<p>DESIGNED BY:</p> <p>Engr. M USAMA</p>	<p>NORTH:</p>
	<p>NOTS:</p> <p>1- ALL DIMENSIONS ARE INCH UNLESS OTHERS WISE NOTED.          2- CONTRACTOR TO CO-ORDINATE ALL BUILDING SERVICES.</p>	<p>DRAWING NO:</p> <p>13</p>	<p>DRAW BY:</p> <p>M ANAS</p>	<p>SCALE:</p> <p>NTS</p>	<p>DATE:</p> <p>02-05-2023</p>	



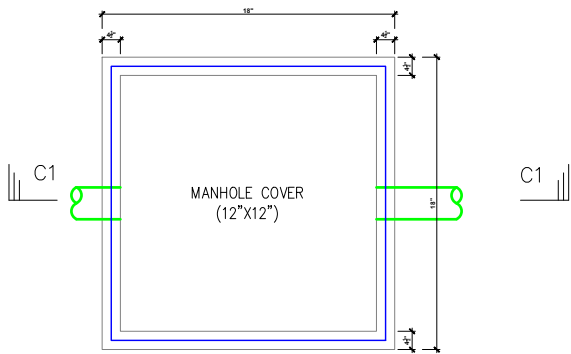
**TYPICAL GREASE TRAP PLAN**



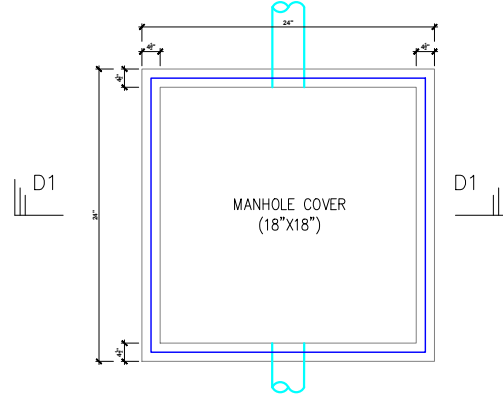
**TYPICAL SEWER MANHOLE PLAN (UP TO 3' DEPTH)**



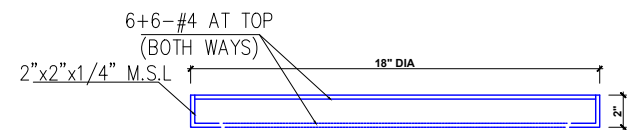
**SEPTIC TANK MANHOLE COVER PLAN**



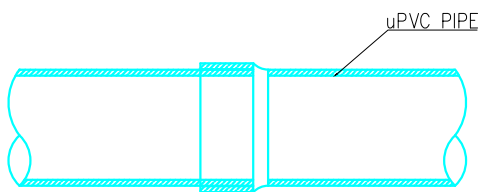
**TYPICAL GREASE TRAP PLAN**



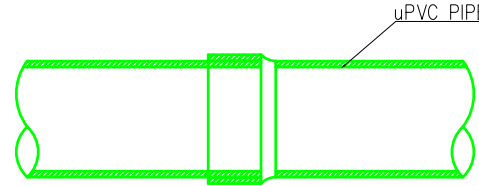
**TYPICAL SEWER MANHOLE PLAN (UP TO 3' DEPTH)**



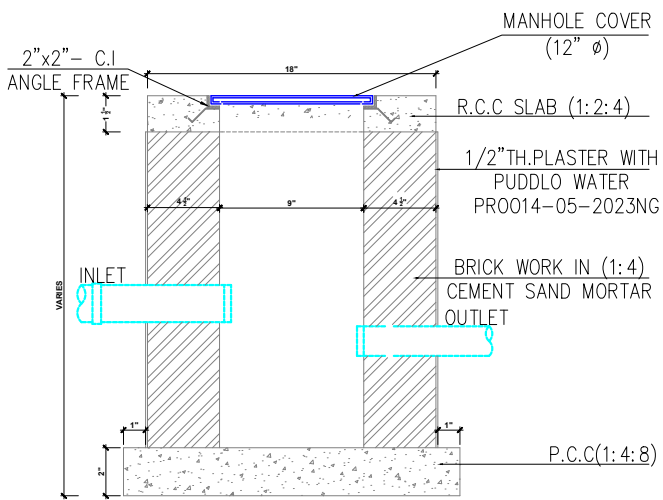
**SECTION F-F**



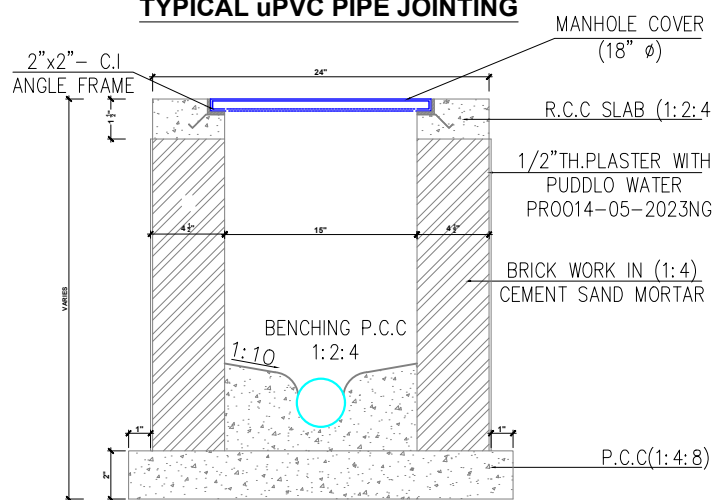
**TYPICAL uPVC PIPE JOINTING**



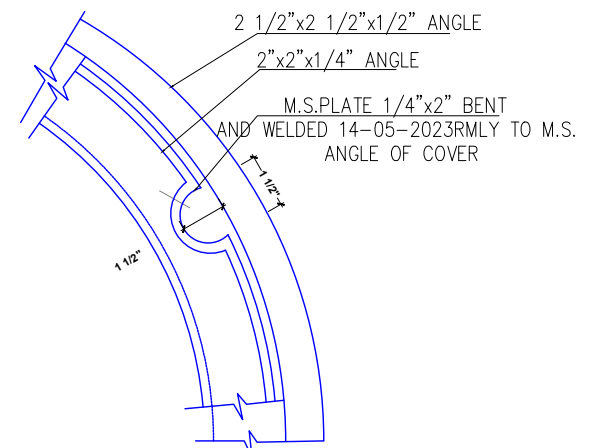
**TYPICAL uPVC PIPE JOINTING**



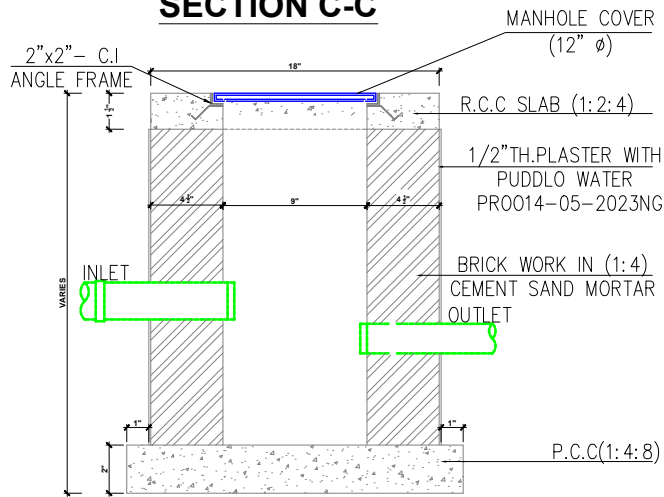
**SECTION C-C**



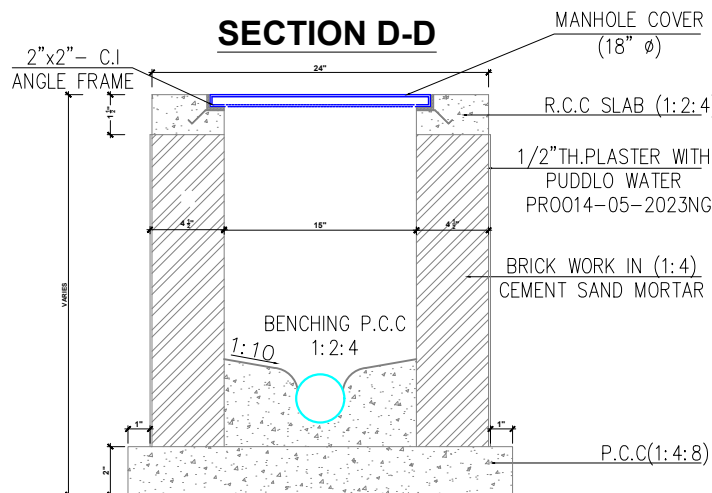
**SECTION D-D**



**DETAIL**



**SECTION C1-C1**



**SECTION D1-D1**

MEP CONSULTANT:

**WAZIR & SONS**

+92 3084343942  
http://www.wazirandsons.pk  
wazirandsonspk@gmail.com  
LDA Avenue Lahore.

PROJECT NAME:

ISLAMABAD

OWNED BY:

MR. ZAIB HASSAN

DRAWING TITLE:

MATERIAL DETAIL

DESIGNED BY:

Engr. M USAMA

DRAW BY:

M ANAS

SCALE:

NTS

NORTH:



NOTS:

- 1- ALL DIMENSIONS ARE INCH UNLESS OTHERS WISE NOTED.
- 2- CONTRACTOR TO CO-ORDINATE ALL BUILDING SERVICES.

DRAWING NO:

14

DATE:

02-05-2023

